

# CSHFMD Charger Column

## SPECIFICATION SHEET



## CSHFMD-SS-XXC1-XXBM1/CSHFMD-DS-XXC2-XXBM2 High Frequency Charger Column



**CSHFMD-SS-XXC1-XXBM1 & CSHFMD-DS-XXC2-XXBM2**  
*are designed to accommodate most bottom-mounting  
high frequency chargers on the market today.*



# CSHFMD Charger Column

## SPECIFICATION SHEET



### Opportunity Charger Column

The MTC Model CSHFMD series Charger Columns are designed to provide a safe and economical battery charging solution for all sizes of lift truck fleets. Designed to accommodate most high frequency chargers on the market today, the CSHFMD-SS-XXC1-XXBM1 & CSHFMD-DS-XXC2-XXBM2 columns mount to the floor and provide convenient access for opportunity charging. Multiple CSHFMD charger columns can be arranged in a matrix for maximum utility while minimizing the amount of warehouse space used.

### Features

- Made of powder-coated, heavy-duty tube and plate steel.
- 1/2" seismic foot.
- 4X4X11 GA Steel Column
- Optional Unistrut Kit
- Optional Power Distribution Panel (DP)
- Optional BCR-H5 Hanging Cable Balancer.



CSHFMD-DS Installed in Series w/Hanging Cable Balancer, BCR-H5-KIT

### Benefits

- Assures long life and ease of sanitation.
- Accommodates multiple Chargers.
- Connects units in a series
- Install multiple chargers while using only one electrical drop.
- Keeps charger leads out of the way.

### Options



Power Distribution Panel (DP)

**Power Distribution Panels** are UL Listed and handle 4, 6, or 8 chargers. Multiple chargers can be installed using only one electrical drop. See the Power Distribution Panel (DP) Specification Sheet for more information.

**Contact the MTC Sales Team at (254) 298-2900, or visit our website [www.gomtc.com](http://www.gomtc.com)**



BCR-H5-KIT Hanging Cable Balancer w/MOUNT-BCR-H5

**Hanging Cable Balancer** is a heavy-duty spring-loaded reel which attaches to the battery cable allowing the battery cable to be extended for charging and retracted after charging is complete, keeping charger leads out of the way.

The BCR-H5 is available in the 5-9 kg option or the 9-15 kg option. The 9-15 kg option is the BCR-H5-KIT-HD.

*Note: MOUNT-BCR-H5 is required to attach the BCR-H5-KIT or BCR-H5-KIT-HD to the matrix.*

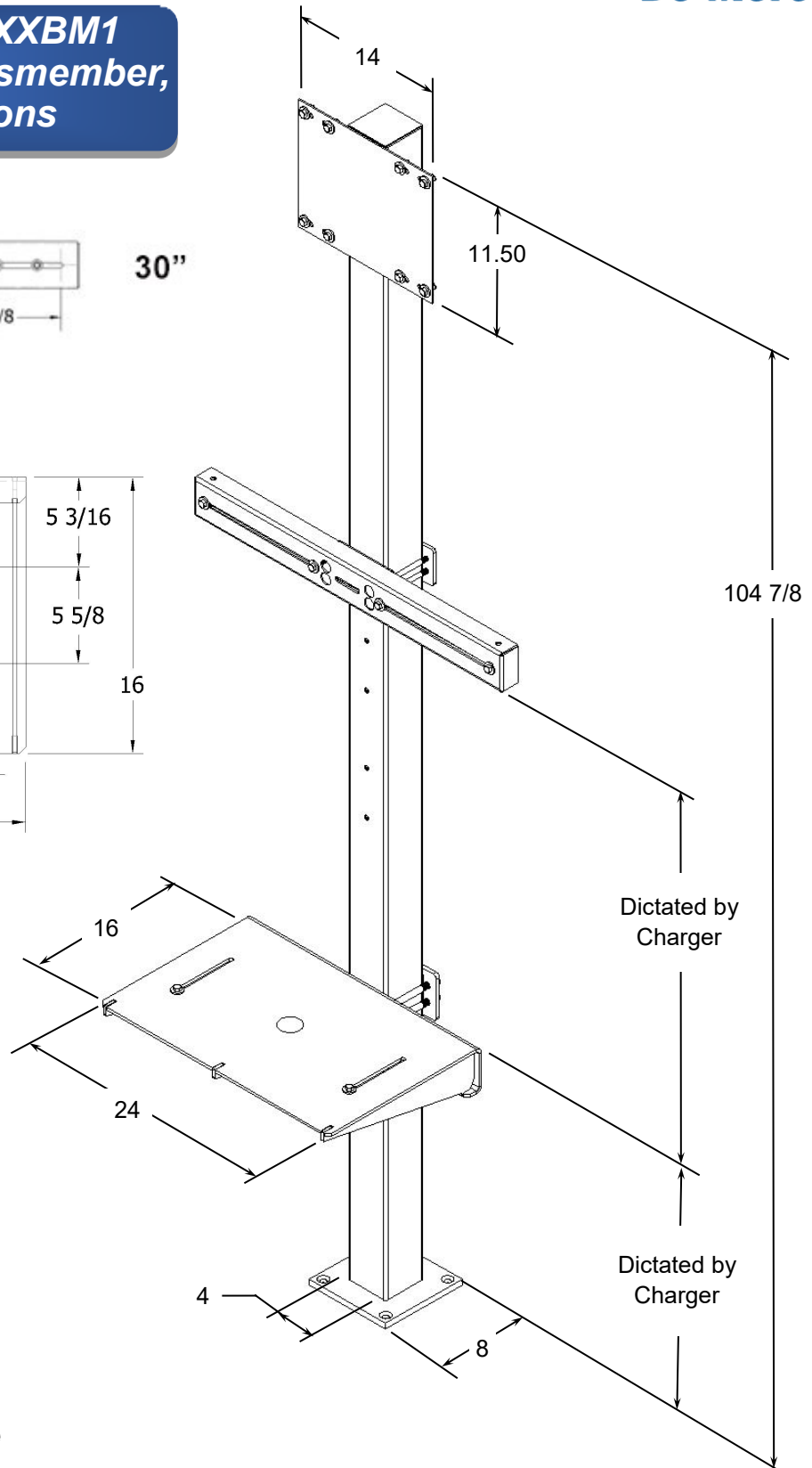
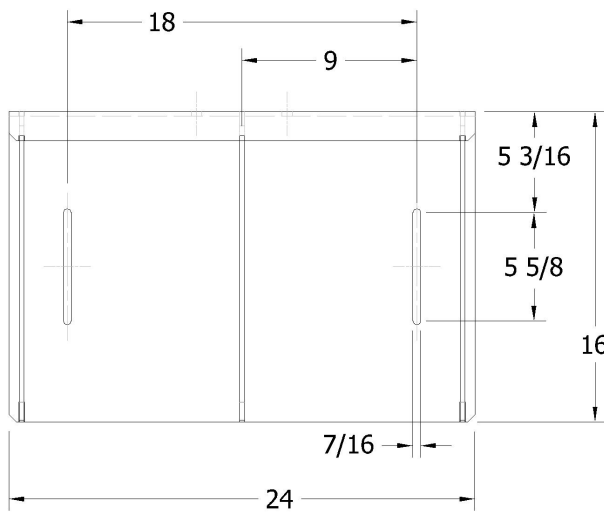
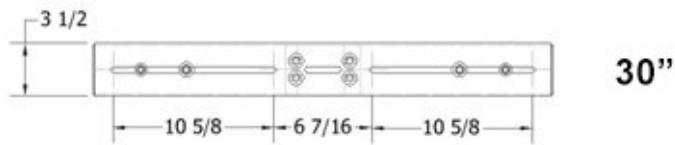


# CSHFMD Charger Column

## SPECIFICATION SHEET



### CSHFMD-SS-XXC1-XXBM1 Charger Column, Crossmember, & Shelf Dimensions

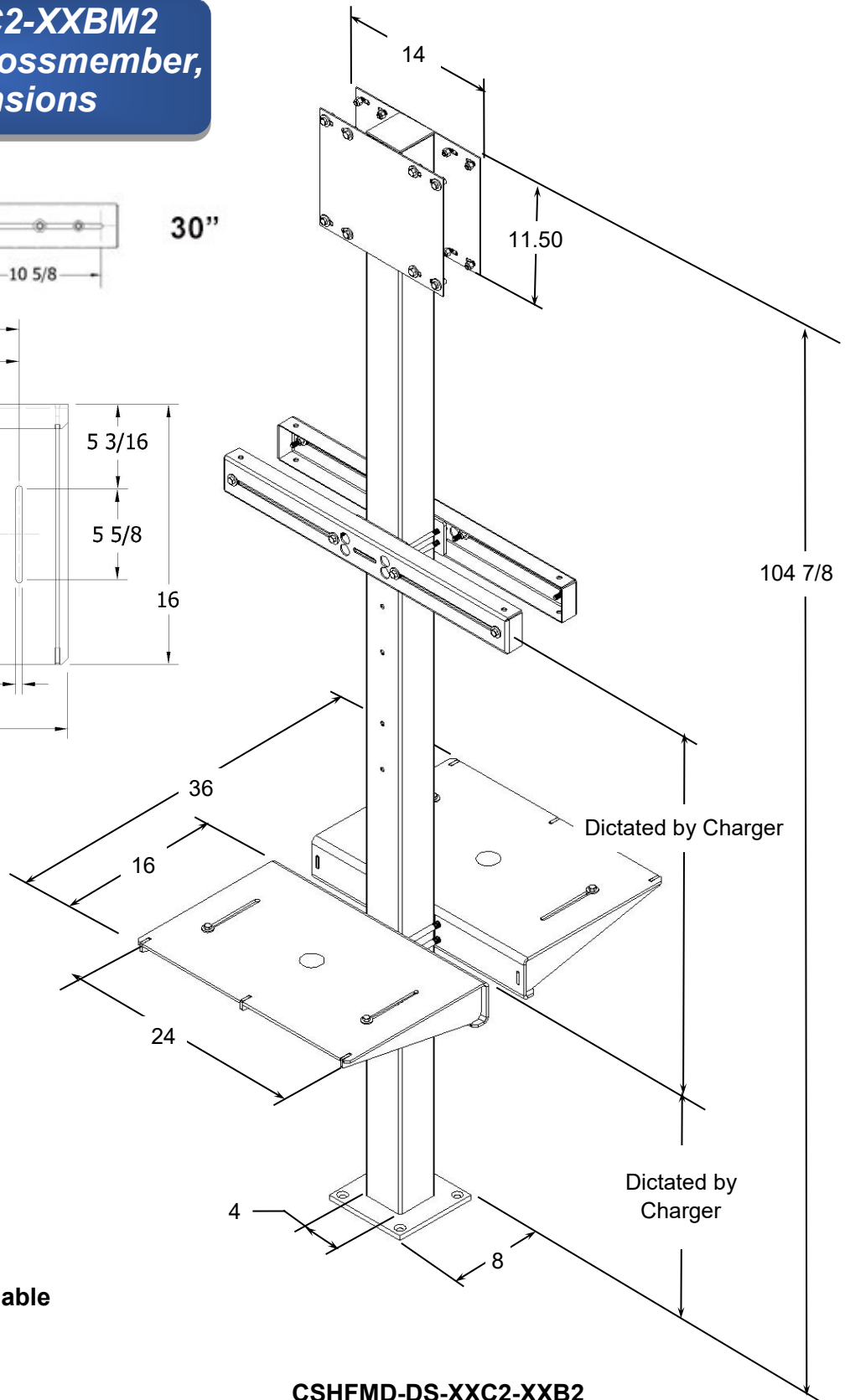


Custom Size Shelves Available

CSHFMD-SS-XXC1-XXB1



# SPECIFICATION SHEET



CSHFMD-DS-XXC2-XXB2



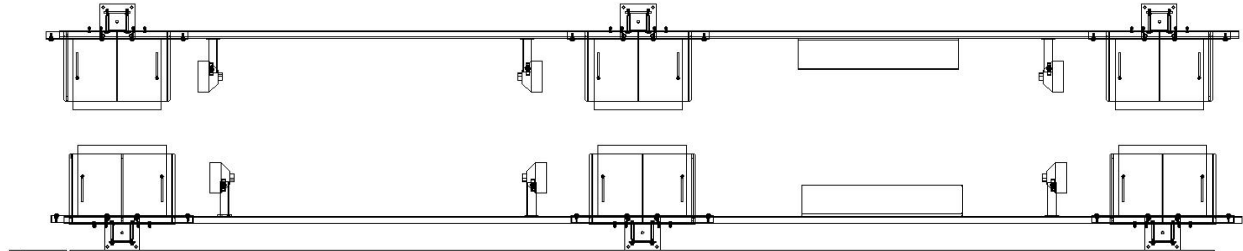
# SPECIFICATION SHEET



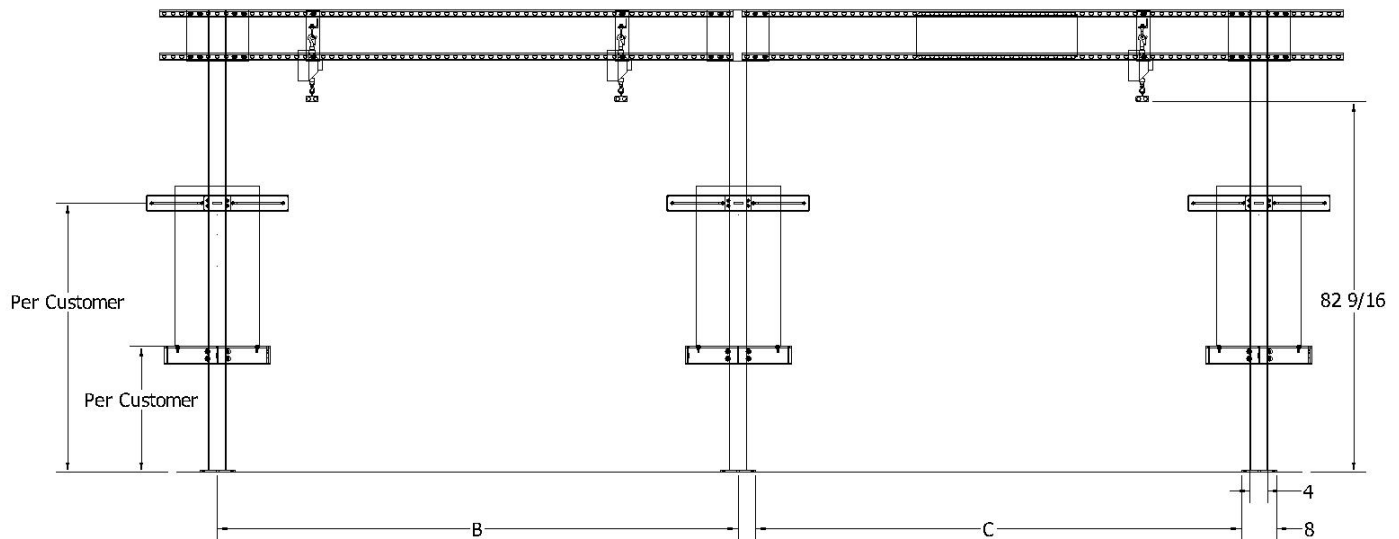
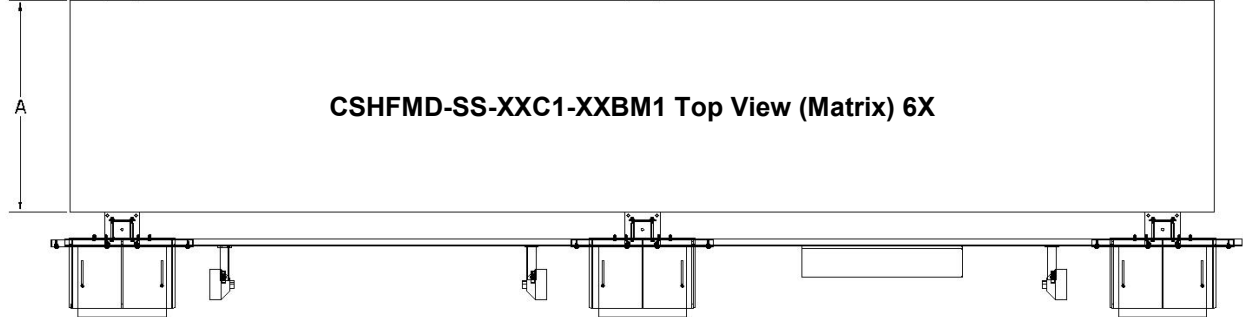
## CSHFMD-SS-XXC2-XXBM1 Series Installation Dimensions

**CSHFMD-SS Column Chargers can be configured as a row or a matrix .**

**CSHFMD-SS-XXC1-XXBM1 Top View (Row) 3X**



**CSHFMD-SS-XXC1-XXBM1 Top View (Matrix) 6X**



### CSHFMD-SS-XXC1-XXBM1 Elevation (3X/6X Units)

CSHFMD-SS	
A	Up to 116" (Width of Walkway)
B	Up to 118" (CL to CL)
C	Up to 110" (Inside Foot to Inside Foot)



# CSHFMD Charger Column

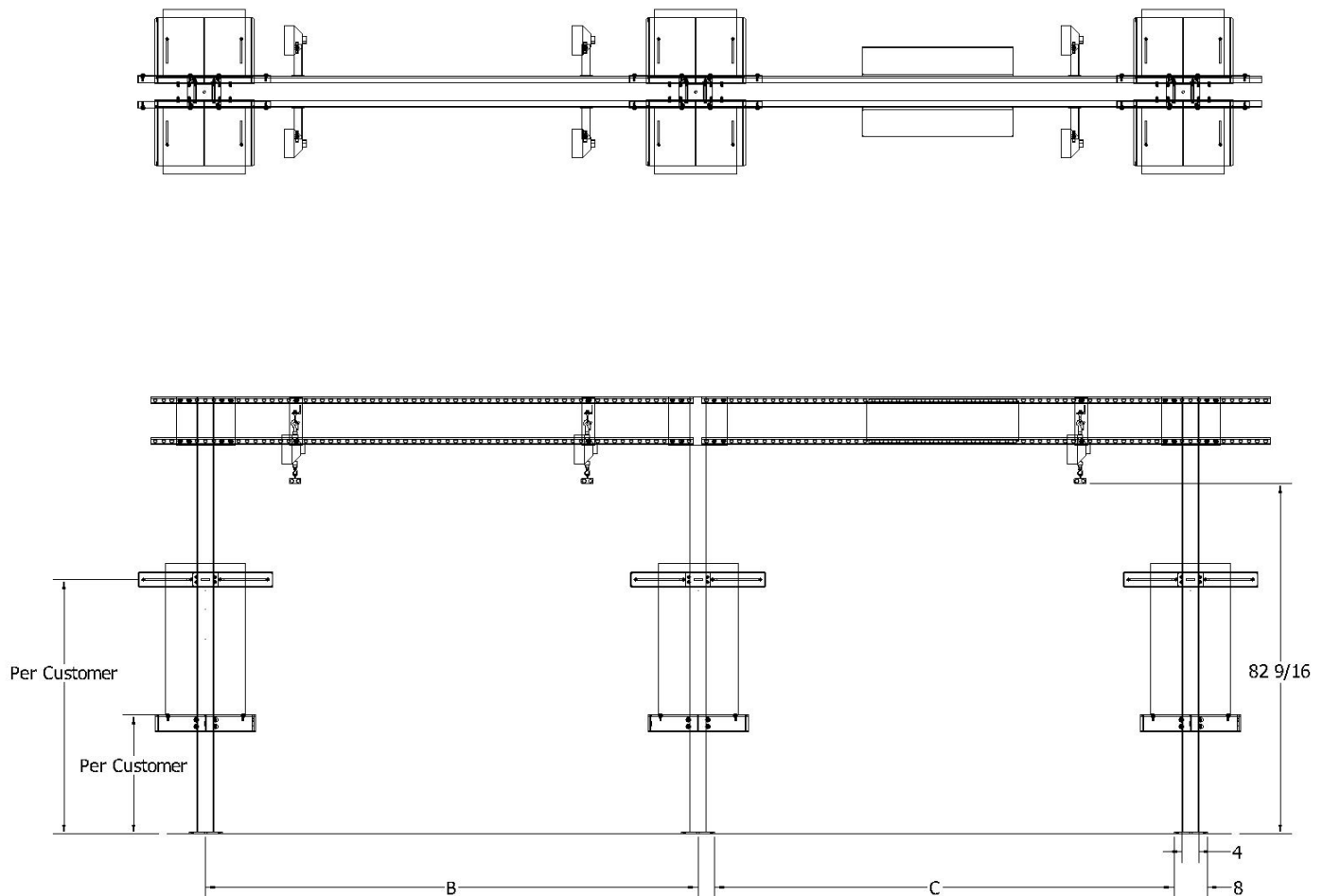
## SPECIFICATION SHEET



### CSHFMD-DS-XXC4-XXBM2 Series Installation Dimensions

CSHFMD-DS Column Chargers can be configured as a row .

CSHFMD-DS-XXC2-XXBM2 Top View (Row) 3X



CSHFMD-DS-XXC2-XXBM2 Elevation (6X Units)

CSHFMD-DS	
A	Up to 116" (Width of Walkway)
B	Up to 118" (CL to CL)
C	Up to 110" (Inside Foot to Inside Foot)