

# CSHFM Charger Column

## SPECIFICATION SHEET



## CSHFM High Frequency Charger Column



***CSHFM-0001 accommodates the  
Crown V-HFM3, Ametek Edge,  
Revolution 5, & Revolution 8  
Chargers.***

***CSHFM-0002 accommodates the  
Revolution 12 Charger.***

# CSHFM Charger Column

## SPECIFICATION SHEET



### Opportunity Charger Column

The **MTC Model CSHFM** Charger Column is designed to provide a safe and economical battery charging solution for all sizes of lift truck fleets. The CSHFM mounts to the floor and provides convenient access for opportunity charging. The CSHFM-0001 is designed to accommodate the Crown V-HFM3, Ametek Edge, Revolution 5, & Revolution 8 Chargers. The CSHFM-0002 is designed to accommodate the Revolution 12 Charger.



CSHFM-0001 Installed in Series w/Hanging Cable Balancer, BCR-H5-KIT

### Features

- Made of powder-coated, heavy-duty tube and plate steel.
- 1/2" seismic foot.
- 4X4X11 GA Steel Column
- Optional Unistrut Kit
- Optional Power Distribution Panel (DP)
- Optional BCR-H5 Hanging Cable Balancer.

### Benefits

- Assures long life and ease of sanitation.
- Accommodates multiple Chargers.
- Connects units in a series
- Install multiple chargers while using only one electrical drop.
- Keeps charger leads out of the way.

### Options



Power Distribution Panel (DP)

**Power Distribution Panels** are UL Listed and handle 4, 6, or 8 chargers. Multiple chargers can be installed using only one electrical drop. See the Power Distribution Panel (DP) Specification Sheet for more information.

**Contact the MTC Sales Team at (254) 298-2900, or visit our website [www.gomtc.com](http://www.gomtc.com)**



BCR-H5-KIT Hanging Cable Balancer w/MOUNT-BCR-H5

**Hanging Cable Balancer** is a heavy-duty spring-loaded reel which attaches to the battery cable allowing the battery cable to be extended for charging and retracted after charging is complete, keeping charger leads out of the way.

The BCR-H5 is available in the 5-9 kg option or the 9-15 kg option. The 9-15 kg option is the BCR-H5-KIT-HD.

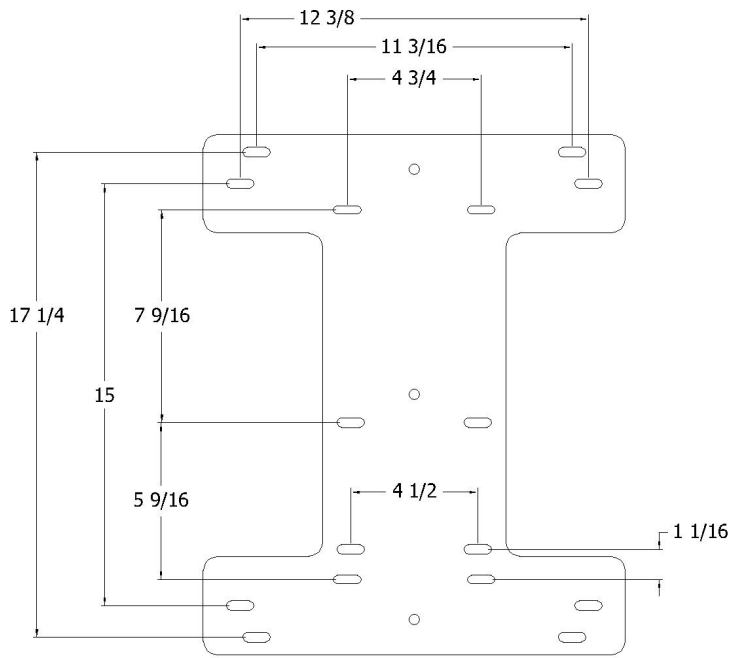
*Note: MOUNT-BCR-H5 is required to attach the BCR-H5-KIT or BCR-H5-KIT-HD to the matrix.*

# CSHFM Charger Column

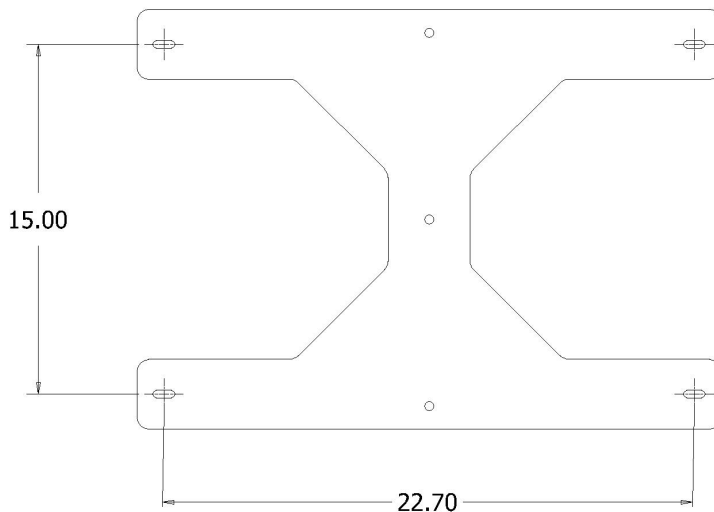
## SPECIFICATION SHEET



### CSHFM Charger Column & Mounting Plate Dimensions

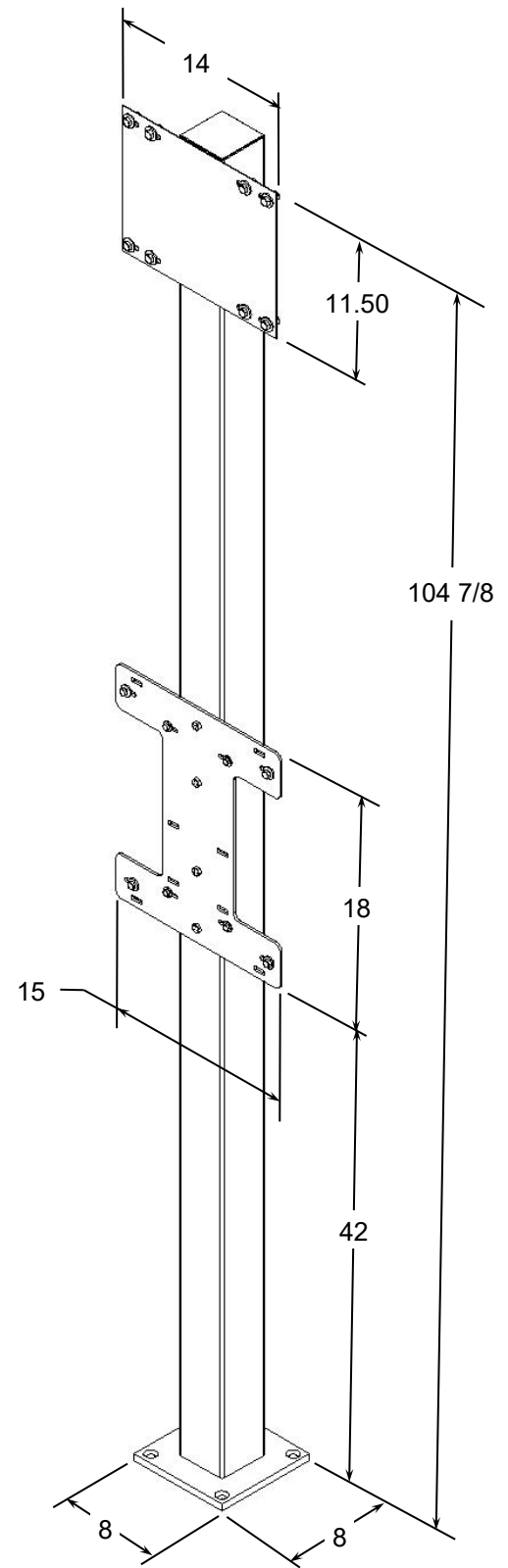


**CSHFM-0001: Accommodates the Crown V-HFM3, Ametek Edge, Revolution 5, & Revolution 8 Chargers**



**CSHFM-0002: Accommodates the Revolution 12 Charger**

**Custom Size Mounting Plates Available**



**Column Shown w/CSHFM-0001 Plate**



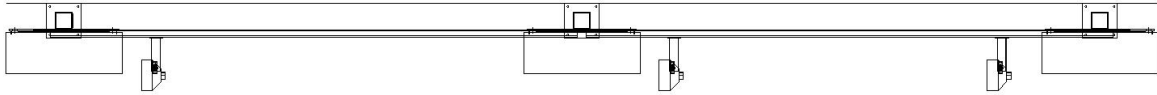
# CSHFM Charger Column

## SPECIFICATION SHEET

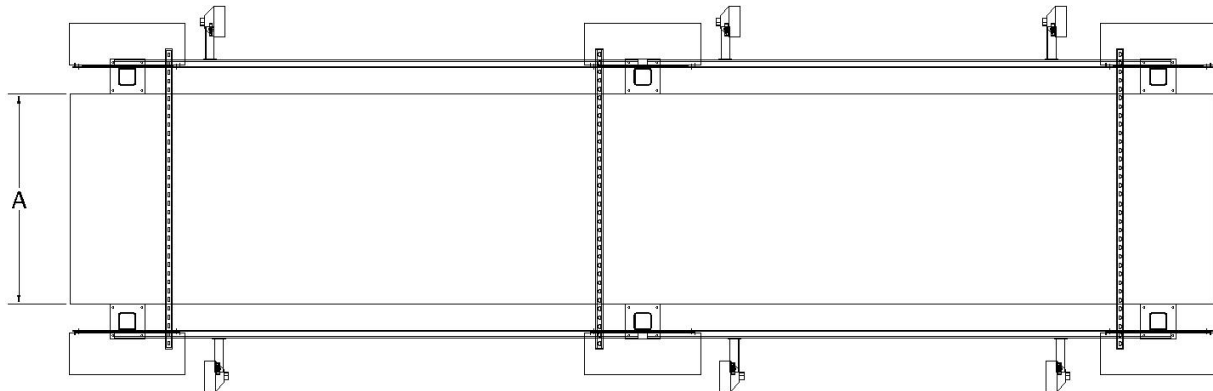


### CSHFM Series Installation Dimensions

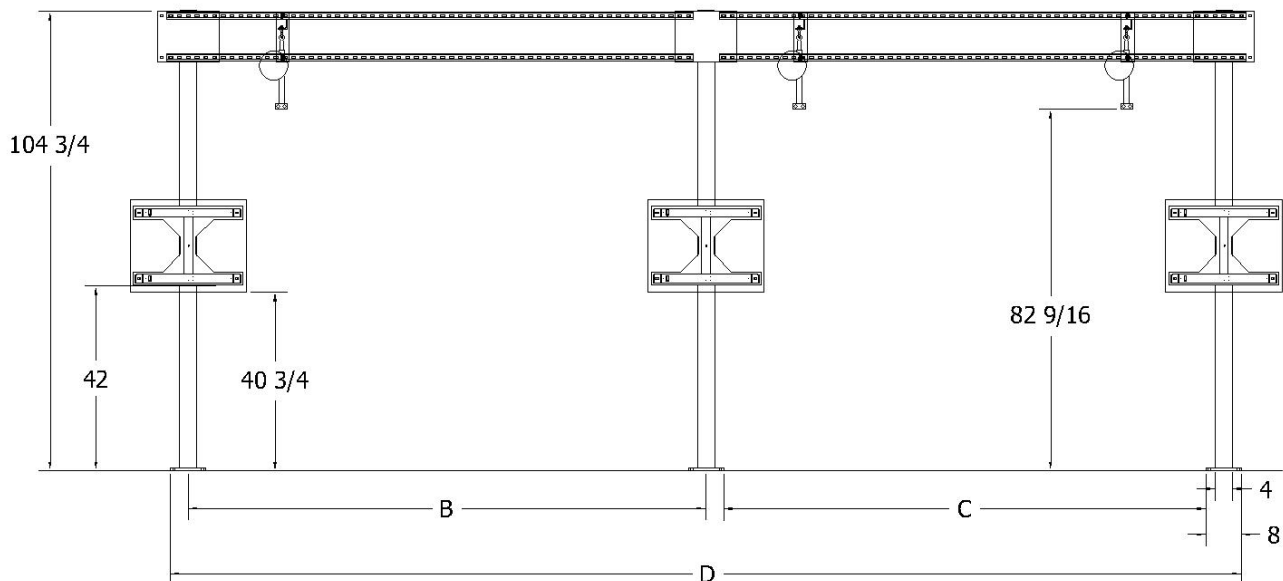
CSHFM Column Chargers can be configured as a row or a matrix .



CSHFM Top View (Row) 3X



CSHFM Top View (Matrix) 6X



CSHFM Elevation (3X/6X Units)

	CSHFM-0001	CSHFM-0002
A	Up to 116" (Width of Walkway)	Up to 116" (Width of Walkway)
B	Up to 118" (CL to CL)	Up to 118" (CL to CL)
C	Up to 110" (Inside Foot to Inside Foot)	Up to 110" (Inside Foot to Inside Foot)


# CSHFM Charger Column

## SPECIFICATION SHEET

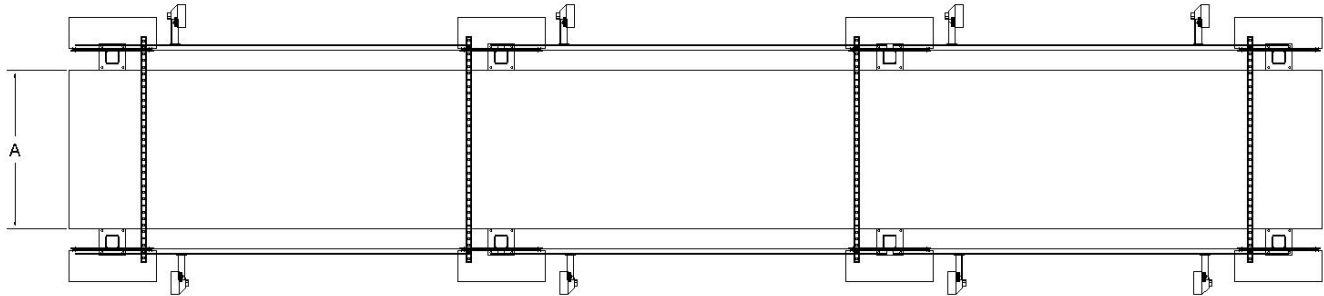


### CSHFM Series Installation Dimensions

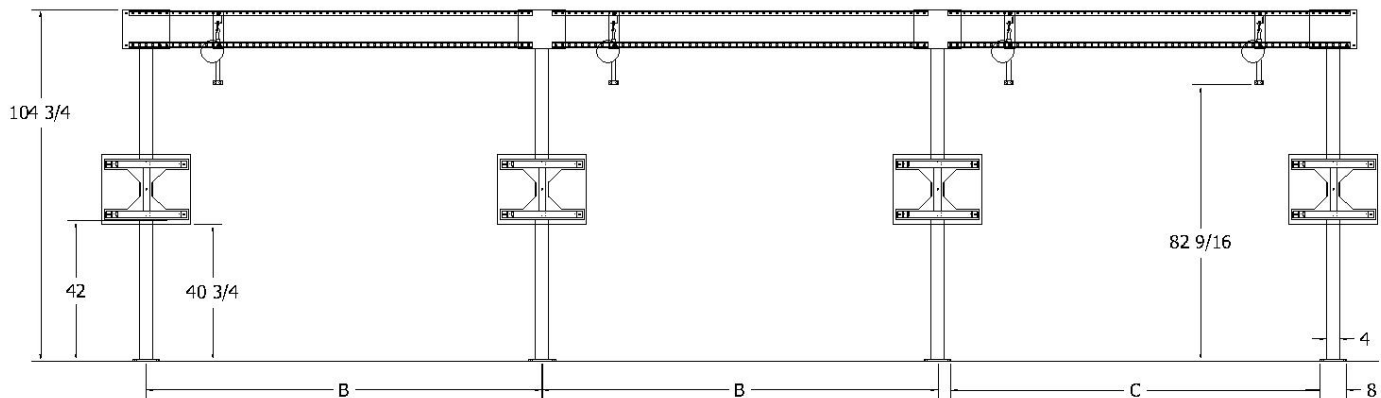
CSHFM Column Chargers can be configured as a row or a matrix .



CSHFM Top View (Row) 4X



CSHFM Top View (Matrix) 8X



CSHFM Elevation (4X/8X Units)

CSHFM-0001		CSHFM-0002	
A	Up to 116" (Width of Walkway)	Up to 116" (Width of Walkway)	
B	Up to 118" (CL to CL)	Up to 118" (CL to CL)	
C	Up to 110" (Inside Foot to Inside Foot)	Up to 110" (Inside Foot to Inside Foot)	

**Contact the MTC Sales Team  
at (254) 298-2900, or visit our website  
[www.gomtc.com](http://www.gomtc.com)**