



2024

Battery Handling Equipment

Facts to know before planning your changing room:

OSHA Regulation 1910.178

(g) – changing and charging storage batteries

1. Battery charging installations shall be located in areas designated for that purpose.
2. Facilities shall be provided for flushing and neutralizing spilled electrolyte, for fire protection, for protecting charging apparatus from damage by trucks, and for adequate ventilation for dispersal of fumes from gassing batteries.
3. (Reserved)
4. A conveyor, overhead hoist, or equivalent equipment material handling equipment shall be provided for handling batteries.
5. Reinstalled batteries shall be properly positioned and secured in the truck.
6. A carboy tilter or siphon shall be provided for handling electrolyte.
7. When charging batteries, acid shall be poured into water; water shall not be poured into acid.
8. Trucks shall be properly positioned, and brake applied before attempting to change or charge batteries.
9. Care shall be taken to assure that vent caps are functioning. The battery (or compartment) cover(s) shall be open to dissipate heat.
10. Smoking shall be prohibited in the charging area.
11. Precautions shall be taken to prevent open flames, sparks, or electric arcs in battery charging areas.
12. Tools and other metallic objects shall be kept away from the tops of uncovered batteries.

OSHA Regulation 1926.441

Battery rooms and battery charging

(a) – general requirements

1. Batteries of the unsealed type shall be located in enclosures with outside vents or in well-ventilated rooms and shall be arranged so as to prevent the escape of fumes, gases, or electrolyte spray into other areas.
2. Ventilation shall be provided to ensure diffusion of the gases from the battery and to prevent the accumulation of an explosive mixture.
3. Racks and trays shall be substantial and shall be treated to make them resistant to the electrolyte.
4. Floors shall be of acid resistant construction unless protected from acid accumulations.
5. Face shields, aprons, and rubber gloves shall be provided for workers handling acids or batteries.
6. Facilities for quick drenching of the eyes and body shall be provided within 25 feet (7.62m) of battery handling areas.
7. Facilities shall be provided for flushing and neutralizing spilled electrolyte and for fire protection.

(b) – charging

1. Battery charging installations shall be located in areas designated for that purpose.
2. Charging apparatus shall be protected from damage by trucks.
3. When batteries are being charged, the vent caps shall be kept in place to avoid electrolyte spray. Vent caps shall be maintained in functioning condition.

For additional information, see regulation web page at www.osha.gov/comp-links.html or the OSHA home page at www.osha.gov.



Table of Contents

Section One: Side Removal Systems	4
Portable	4
Battery Transporter	4
EZ puller	4
Attach-A-Puller	5
Side Mount Attach-A-Puller	5
Walk-A-Puller	6
Man-Aboard Changers	7
Single-Level Power Changers™	7
Multi-Level PCHE2 Power Changers™	7
Multi-Level PCE2 Power Changers™	7
Intell-A-Changer™	8
Section Two: Battery Management	9
Charge Cycle Analytics.....	9
Section Three: Racks and Charging Stands	10
Battery Roller Stand	10
Battery Service Station	10
HS Series Battery Station	11
Adjust-A-Rack	12
Single Stacking	12
Multi Stacking	12
Section Four: Overhead Removal	13
Gantry Cranes	13
Section Five: Battery Cleaning	14
Battery Wash Racks	14
Battery Wash Cabinets	14
Battery Water Treatment System	15
Section Six: Opportunity Charging Supports	16
Floor Mounted	16
CSHFM-0001	16
CSHFM-0002	16
CSHFMM-SS	17
CSHFMM-DS	17
CSHF	18
CSF	18
CSHFWU	19
Wall Mounted	19
CSW-2	19



Table of Contents

Section Seven: Accessories	20
UMS Unistrut Mounting System	20
Mount-H5-KIT Mounting Bracket	20
HB-Storage-Portable	21
HB-Storage-Wall	21
BCR-58H	22
BCR-H5-KIT	22
Safety and Service equipment	23
Handling Beam	24
Fork Attachment	24
Truck Conversion Accessories	25

General Notes

- All products illustrated are current as of the publication of this brochure.
- All dimensions shown are nominal and subject to change without notice.
- MTC reserves the right to make changes and modifications.
- Contact MTC for additional details.

Side Removal Systems Portable



Model BT-24-ML

Battery Transporter

The MTC Model BT Battery Transporter is a cost-effective and reliable solution for handling batteries in smaller lift truck fleets. Designed to be operated by a single person without the need for a pallet truck.

For more information, request individual specification sheet or specify MTC product bulletin.

FEATURES

- Adjustable Roller Bed Height
- Hydraulic Jack Lifts Roller Bed
- Ratchet transfer system
- Floor Lock
- Composition Wheels
- Battery Safety Stop

OPTIONS

- Extension Kit (-KT)

BATTERY TRANSPORTER W/MECHANICAL LOADER

Model	Max Battery Width	Max Battery Length	Weight Capacity	"R" Height
BT-16-ML	15"/ 38 cm	32.5"/82.6 cm	2000 lbs./ 907 kg	6" to 23.5"/15 cm-60 cm
BT-24-ML	21"/ 53 cm	32.5"/82.6 cm	3000 lbs./ 1365 kg	6" to 23.5"/15 cm-60 cm
BT-30-ML	30"/ 76 cm	32.5"/82.6 cm	3000 lbs./ 1365 kg	6" to 23.5"/15 cm-60 cm

EZ Puller

The MTC Model EZP is the inexpensive alternative to powered transfer carts.

FEATURES

- Mounts on Existing Pallet Truck
- Manual Wheel Crank Battery Extraction
- Limited to the Host Truck's Height Capability
- Heavy Duty Rollers
- Durable Powder Coat Finish
- Fork Pockets
- Battery Safety Stop



EZ PULLER

Model EZP-24-FP

Model	Max Battery Width	Max Battery Length	Weight Capacity
EZP-24-FP	24"/61cm	44"/112 cm	3000 lbs./ 1365 kg
EZP-36-FP	36"/91 cm	44"/112 cm	3000 lbs./ 1365 kg

Side Removal Systems Portable



Attach-A-Puller-Global
Model ABPG-24-M1-24-FP9

FEATURES

- Mounts on Existing Pallet Truck
- Pallet Truck Battery Provides Power
- Tethered Controls Mount for Operation Anywhere on the Unit
- Powered Vacuum or Magnet Extraction
- Durable electric Gear Motor
- Battery Safety Gate
- Vacuum Extraction (-V)
- Magnet Extractions (-M)
- Accommodates up to 50" Battery Length
- 24-Volt (-24)
- 36-Volt (-36)
- 48-Volt (-48)
- Outrigger Compatible

Attach-A-Puller-Global

Turns a Pallet Jack into a Portable Battery Changer

The MTC Model ABPG Attach-A-Puller is an all-electric economical attachment for a pallet jack. Powered from the pallet jack battery and limited to the host truck's height capability, the ABP is a safe, affordable, and flexible small fleet battery changer.

ATTACH-A PULLER-GLOBAL

Model	Max Battery Width
ABPG-24-M1(V1)-24-FP9	24"/61 cm
ABPG-32-M1(V1)-24-FP9	32"/81 cm
ABPG-40-M1(V1)-24-FP9	40"/102 cm

ABPG Weight Capacity w/48" forks - 4,000 lbs.

ABPG Weight Capacity w/60" forks - 5,000 lbs.

Overall changing capacity is based on the pallet jack load capacity and overall fork length (refer to spec sheet).

FEATURES

- Mounts on existing Pallet Truck
- Fork Truck Battery Provides Power
- Powered Vacuum or Magnet Extraction
- "Raise/Lower" Function of Fork Truck Adjusts the Roller Height of Attach-A-Puller
- Weight capacity 5,000 lbs. (1815 kg) with 48" forks.
- Unit Will Hold Batteries up to 50" Long
- Battery Safety Gate

Side Mount Attach-A-Puller-Global

The MTC Model ABPG-SD Side Mount Attach-A-Puller-Global is a Specially Designed Back-Up Unit to be Used With Power Changer Systems



SD Attach-A-Puller-Global Model ABPG-40-M1-36-SD

OPTIONS

- 24 Volt (-24)
- 36-Volt (-36)
- 48-Volt (-48)
- Vacuum Extraction (-V)
- Magnet Extraction (-M)

SIDE MOUNT ATTACH-A PULLER-GLOBAL

Model	Max Battery Width
ABPG-24-M1(V1)-24-SD	24"/61 cm
ABPG-32-M1(V1)-36-SD	32"/81 cm
ABPG-40-M1(V1)-36-SD	40"/102 cm

Side Removal Systems Portable



Walk-A-Puller

The Economical Battery Changer

The MTC Model WBP Walk-A-Puller is a low-cost, versatile battery changer that is designed for the small fleet with a variety of battery compartment heights up to 27" (68 cm). Its lowered height benefits small pallet trucks and low profile reach trucks while handling the large sit down rider batteries with compartments that are much higher from the ground.

FEATURES

- Front loading
- Powered Vacuum or Magnet Extraction
- Single Point/Dead-Man Controls
- Up-Down and In-Out Hydraulic Powered
- 24-Volt Battery Pack with 110-Volt Built-in Charger
- Turning Radius: 84" (213 cm)
- Battery Safety Gate

OPTIONS

- Vacuum Extraction (-V)
- Magnet Extractions (-M)
- Less Battery Pack (-LB)



Model WBP-40-M-44



WALK-A-PULLER

Model	Max Battery Width	Max Battery Length	Weight Capacity	"R" Height
WBP-40-V(M)-44	40" / 102 cm	47" / 119.4 cm	4,000 lbs. / 1815 kg	4" / 10 cm to 27" / 69 cm

Man-Aboard Battery Changers

Larger fleets demand more power, and MTC's industry leading Power Changers are the solution. Power Changers provide a safe, dependable way to change batteries quickly and efficiently without causing operator fatigue. MTC Power Changers are available in single or double compartment models and from a single level up to six levels high system to allow for the most efficient use of your floor space and budget.

MTC's Power Changer Series is the ultimate inside removal battery changing equipment, allowing you to fully utilize your available space—whether it reaches out or up!

With MTC products, you are guaranteed state-of-the-art, long-lasting equipment and systems designed with safety in mind that deliver increased productivity for many years to come. MTC understands that your facility will grow, so we design our system to be expandable – to grow right along with you.

SINGLE-LEVEL POWER CHANGER

MTC's Single-Level Power Changer is the perfect machine for those facilities requiring 10-100 lift truck battery changes per day. The power changer ensures maximum use of your rack space while allowing operators to remove and replace batteries quickly and efficiently.

MULTI-LEVEL PCHE2 POWER CHANGER

MTC's Multi-Stacking Power Changer is designed to make maximum use of valuable floor space for facilities with high-capacity applications requiring 20-250 battery changes per day. The PCHE2 utilizes a carriage with four independent lift cylinders to accommodate stacking batteries 2-4 levels high.

MULTI-LEVEL PCE2 POWER CHANGER

MTC PCE2 Power Changer is the "ultimate" high volume battery changer. Utilizing their Uni-Lift rack and pinion raise/lower system, the PCE2 takes maximum advantage of today's warehouses by stacking batteries up to 6 levels high.

OPTIONS

- Magnet or Vacuum Extraction
- Compartment Lighting
- Operator Fan
- Extension Arms
- Operator Login
- Protective Operator Shield
- Auto-Level/Position



PCHE2 Power Changer



Single Level Power Changer



Individual specification sheets available. Please contact MTC Sales Team for additional information.

Man-Aboard Battery Changers

FEATURES



Magnetic Extraction



Vacuum Extraction

- Powered Vacuum or Magnet Extraction
- Two Battery Compartments
- Five Powered Rollers per Battery Compartment
- Simultaneously Travel at Full Speeds, both Horizontally and Vertically
- Operation Is Fully PLC Controlled, Resulting in Reduction of Hydraulic Lines and Smoother, More Precise Operation
- PLC Controlled Battery Safety Stops
- UL Rated for Battery Room Safety
- Digital Information Panel – Hour Meter, Maintenance Alerts, Operation Status, and More
- Visual Height Indicators Allow Operator to Visually Line Up the Height of the Extractor
- Left Hand and Right Hand Extension Arms Available
- Operation of Machine in "Creep" Mode When Arm Is Outside of Machine
- LED Safety Warning Light and Horn
- Deadman Operator Platform
- Wiring Harnesses Reduce Assembly Labor and Maintenance
- Streamlined Operator Dashboard
- Safety Switch on Operator Platform Gate
- Manual Emergency Lower Valve Safely Brings Carriage Down During a Power Outage
- Keyed Start

FEATURES

- Completely Automated Battery Changing
- All-Electric Drives with Absolute Encoders
- Electro-magnetic Extraction
- Complex Power Management
- Eliminates the Cost of a Dedicated Operator
- Reduces the Number of Batteries and Chargers Required
- Allows You to Track Performance and Maintenance

The Intell-A-Changer is designed to change batteries in automatic Guided Vehicles (AGVs), Laser Guided Vehicles (LGVs), and forklifts. The Intell-A-Changer makes it possible for AGVs and forklifts to stay on the floor longer.

Traveling at a speed of 300 fpm, and with a lift speed of 45 fpm, the Intell-A-Changer will change a battery without an operator! It is the most efficient battery changer ever built, with the ability to store batteries at multiple levels.

Intell-A-Changer™

The MTC Intell-A-Changer is the next-generation, fully automated battery changing system that allows you to execute flawless battery changes every time. This is an all-electric changer, using no hydraulics, with an Allen-Bradley ControlLogix PLC that controls seven SEW-Eurodrive inverters and motors. Encoders provides feedback for carriage height, arm travel, and arm movements. It utilizes a distance laser for down-aisle positioning while handling the large sit down rider batteries with compartments that are much higher from the ground.



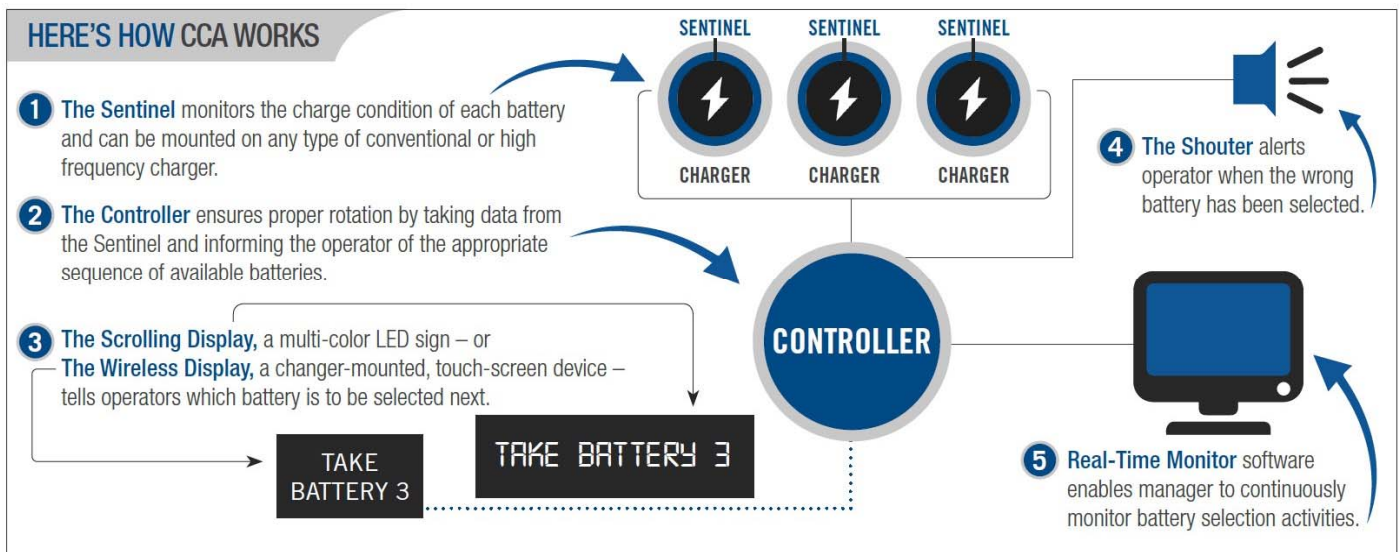
Individual specification sheet available.

Battery Management

Charge Cycle Analytics

Charge Cycle Analytics Battery Management System With Charge Cycle Analytics, Battery room managers can continuously monitor battery selection activities. Charge Cycle Analytics utilizes Battery Rotation, Right Sizing, and Data Management to increase battery productivity.

Proper rotation can increase battery run times by up to 30 minutes, reduce the number of changes by 20%, and extend the overall life of your battery by 6 months. Overheating is the number one killer of battery life. CCA helps you to maintain proper battery cool down by determining which battery has had the longest cooling time since charging.



INCREASE YOUR ROI WITH CHARGE CYCLE ANALYTICS

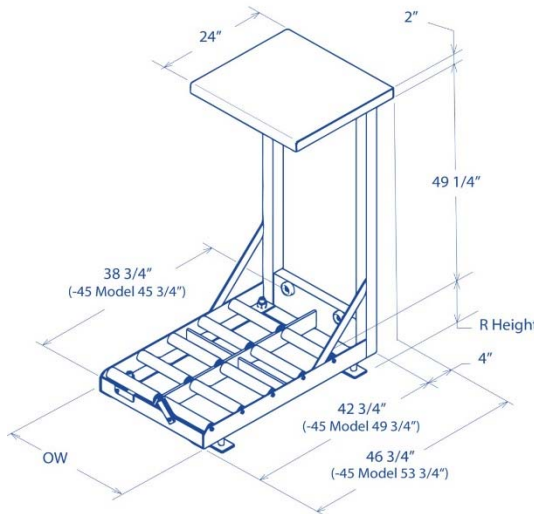
Too many batteries waste capital. You can streamline your battery room by quantifying exactly how many batteries your operation really needs and by removing wasteful, inefficient batteries from your pool. CCA takes the guesswork out of your decision making. Valuable reports are available to managers instantly on the web.

Reduce battery changes, move more pallets, and increase productivity. Change batteries faster, less frequently, and increase battery life. Solve your problems in the battery room before they even begin with MTC's Charge Cycle Analytics!



Rack and Charging Stands

Battery Roller Stand



FEATURES

- Heavy-Duty Construction Meeting OSHA Requirements
- Non-Conductive Roller Bed
- Spring Loaded Rollers
- Adjustable Legs – Plus or Minus 1 1/2"
- Battery Safety Stops
- 800 lbs. Capacity Charger Shelf

TWO-COMPARTMENT

Model	Roller Width	Outside Width (OW)
RS-12-2	12" / 30 cm	26" / 66 cm
RS-15-2	15" / 38 cm	32" / 81 cm
RS-18-2	18" / 46 cm	38" / 96 cm
RS-21-2	21" / 53 cm	44" / 112 cm
RS-24-2	24" / 61 cm	50" / 127 cm
RS-27-2	27" / 69 cm	56" / 142 cm
RS-30-2	30" / 76 cm	62" / 157 cm
RS-34-2	34" / 86 cm	70" / 178 cm

THREE-COMPARTMENT

Model	Roller Width	Outside Width (OW)
RS-12-3	12" / 30 cm	39" / 99 cm
RS-15-3	15" / 38 cm	48" / 122 cm
RS-18-3	18" / 46 cm	57" / 145 cm
RS-21-3	21" / 53 cm	66" / 168 cm
RS-24-3	24" / 61 cm	75" / 190 cm
RS-27-3	27" / 69 cm	84" / 213 cm
RS-30-3	30" / 76 cm	93" / 236 cm
RS-34-3	34" / 86 cm	105" / 267 cm

Battery Station with Roller Options

- 45" deep roller stand (-45)
- Less charge shelf (-LCS)

Battery Service Station

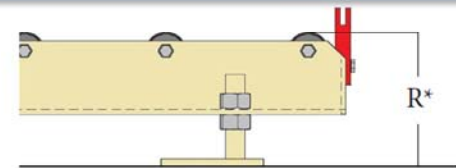


Model B-SS-15

Model	Roller Width	Outside Width (OW)
B-SS-15	15" / 38 cm	15 3/4" / 40 cm
B-SS-21	21" / 53 cm	21 3/4" / 55 cm

Stainless Steel Drip Pans
SSDP-RSXX-X-SL
XX-X-REPRESENTS MODEL DESCRIPTION

REMOVAL HEIGHT



"R" = The "R" Dimension is Measured from the Floor to the Top of the Rollers on the Battery Service Stations
 "R" Dimension Must be Specified at Time of Order

Rack and Charging Stands

HS Series Battery Stations with Envirowood Interlay

Meets OSHA Requirements

The MTC Hardwood Charging Stations is Designed for Overhead Battery Removal Applications Providing an Economical and Durable Solution for Charging Batteries. Made of Heavy Duty Materials, with Acid Resistant Enviro-Wood Interlays and Corrosion Resistant Spacers for Added Durability.



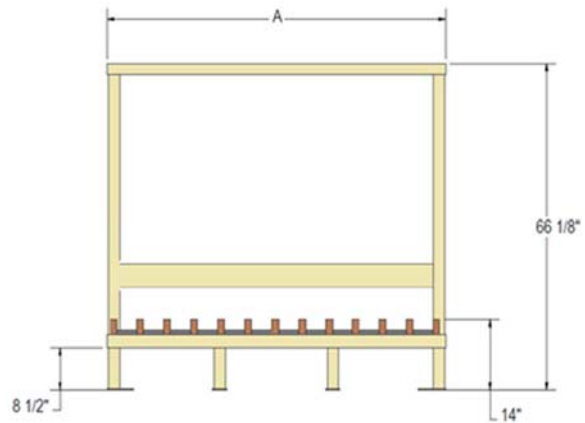
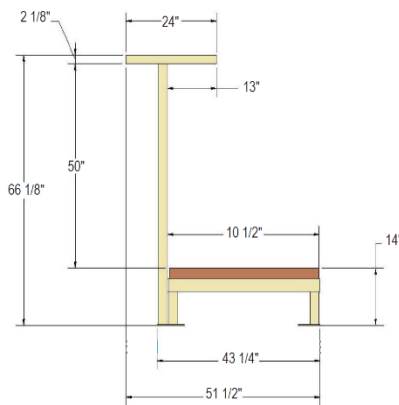
Model HS-72

FEATURES

- Heavy-Duty Construction Meeting OSHA Requirements
- Corrosion Resistant Spacers
- Acid Resistant Enviro-Wood Charging Surface
- 800 lbs. to 1,600 lbs. Capacity Charger Shelf Depending on Model

OPTIONS

- Additional Battery Depth Model (-45 Model)
- Less charger shelf (-LCS Model)
- Enviro-Wood to Run Left to Right (-LR)
- Stainless Steel Drip Pan Assembly



MODEL NUMBER	BASE CAPACITY	CHARGER SHELF CAPACITY	DIMENSION "A"
HS-30	4,500lbs.	800lbs.	32"
HS-42	6,300lbs.	800lbs.	44"
HS-60	9,000lbs.	800lbs.	62"
HS-72	10,800lbs.	800lbs.	74"
HS-84	12,600lbs.	800lbs.	86"
HS-100	15,000lbs.	1,600lbs.	102"

MODEL OPTIONS

HS-XX-LCS	Add "-LCS" to Model Number for Hardwood Charging Station Less Charger Shelf
HS-XX-LR	Add "-LR" to Model Number for Enviro-Wood Run Left to Right. (Safety Note: LR Required for Batteries less than 12" Wide)
HS-XX-45	Add "-45" to Model Number for Batteries Deeper than 38.50" (Model Numbers Ending in "-45" Have Charging Surfaces that are 6" Deeper than Std)

DRIP PAN ASSEMBLY

SSDP-HSXX-X-SL	STAINLESS STEEL DRIP PAN ASSEMBLY; XX-X Represents HS Stand Model. (ORDER ONE PER STAND)
SSDP-HSXX-XSL45	STAINLESS STEEL DRIP PAN ASSEMBLY; XX-XSL45 Represents HS Stand Model. (ORDER ONE PER STAND)

NOTE: Certain Applications May Require More than One Model Option to the HS Series Stand. For Example: HS-100-LCS-45

Rack and Charging Stands

FEATURES

- Modular Design Makes It Easy to Expand as Your Battery Storage Needs Change
- High-Capacity Top Charger Shelf on Single Stacking Models
- Top, Rear, and Side Charger Shelves and Catwalk Systems Available on Multi-Stacking Models
- Fully Adjustable Battery Compartments Accommodate Virtually All Battery Sizes and Adjust as Your Batteries Change
- Ultra High Molecular Weight (UHMW) Slide Strips Used Inside Each Battery Compartment
- Adjustable Battery Backstops Provide Smooth Battery Placement and Retrieval and Hold Battery Securely in Place During Charging
- Catwalk Options Available



Battery compartment with adjustable back stop.

Adjust-A-Rack™

MTC Adjust-A-Rack allows you to change the configuration of your battery compartments as your battery storage needs change or expand, allowing you to consistently utilize all of your available space.

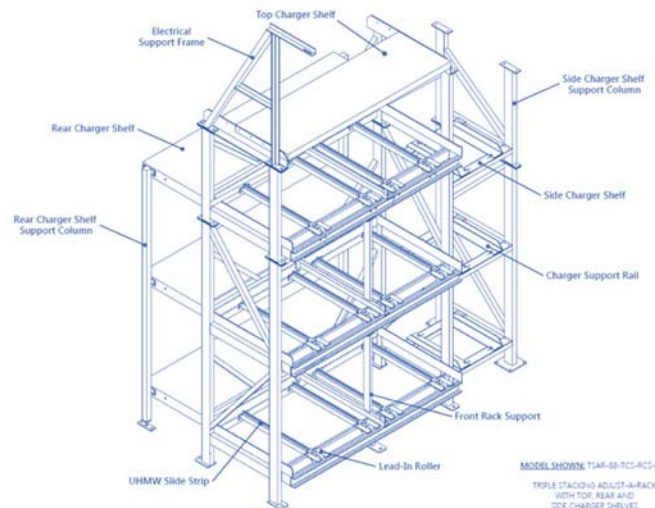
Recommended for use with Power Charger System



Model SSAR-72-TCS

SINGLE STACKING ADJUST-A-RACKS™

Model	Overall Width	Capacity
SSAR-72-TCS	72"/183 cm	10,800 lbs./4899 kg
SSAR-84-TCS	84"/213 cm	12,600 lbs./5715 kg
SSAR-96-TCS	96"/244 cm	14,400 lbs./6532 kg
SSAR-96-TCS	120"/305 cm	18,000 lbs./8165 kg



MODEL NO. 1	MSAR-76		MSAR-88		MSAR-100		MSAR-124	
O. A. Width with Standard Feet (All Stacking Heights)	78"	1981 mm	90"	2286 mm	102"	2591 mm	126"	3200 mm
O. A. Width with Seismic Feet (All Stacking Heights)	82"	2063 mm	94"	2388 mm	106"	2692 mm	130"	3302 mm
Total Weight Capacity (Battery Compts. Only)								
Double Stacking	21,600 lbs.	9798 kg	25,200 lbs.	11430 kg	28,800 lbs.	13063 kg	36,000 lbs.	16329 kg
Triple Stacking	32,400 lbs.	14696 kg	37,800 lbs.	17146 kg	43,200 lbs.	19595 kg	54,000 lbs.	24494 kg
Quad Stacking	43,200 lbs.	19595 kg	50,400 lbs.	22861 kg	57,600 lbs.	26127 kg	72,000 lbs.	32659 kg
Five Stacking	54,000 lbs.	24494 kg	63,000 lbs.	28576 kg	72,000 lbs.	32657 kg	90,000 lbs.	40823 kg
Six Stacking	64,800 lbs.	29393 kg	75,600 lbs.	34292 kg	86,400 lbs.	39190 kg	108,000 lbs.	48988 kg

Notes: 1. The "MSAR" model number designation is read as "Multi-Stacking Adjust-A-Rack". This acronym is a generic designator and should not be used when placing orders. The correct model number designation for each rack type is as follows:

Double Stacking Adjust-A-Racks = DSAR-76, DSAR-88, DSAR-100, or DSAR-124

Quad Stacking Adjust-A-Racks = QSAR-76, QSAR-88, QSAR-100, or QSAR-124

Six High Stacking Adjust-A-Racks = XSAR-76, XSAR-88, XSAR-100, or XSAR-124

Triple Stacking Adjust-A-Racks = TSAR-76, TSAR-88, TSAR-100, or TSAR-124

Five High Stacking Adjust-A-Racks = FSAR-76, FSAR-88, FSAR-100, or FSAR-124

Overhead Removal System

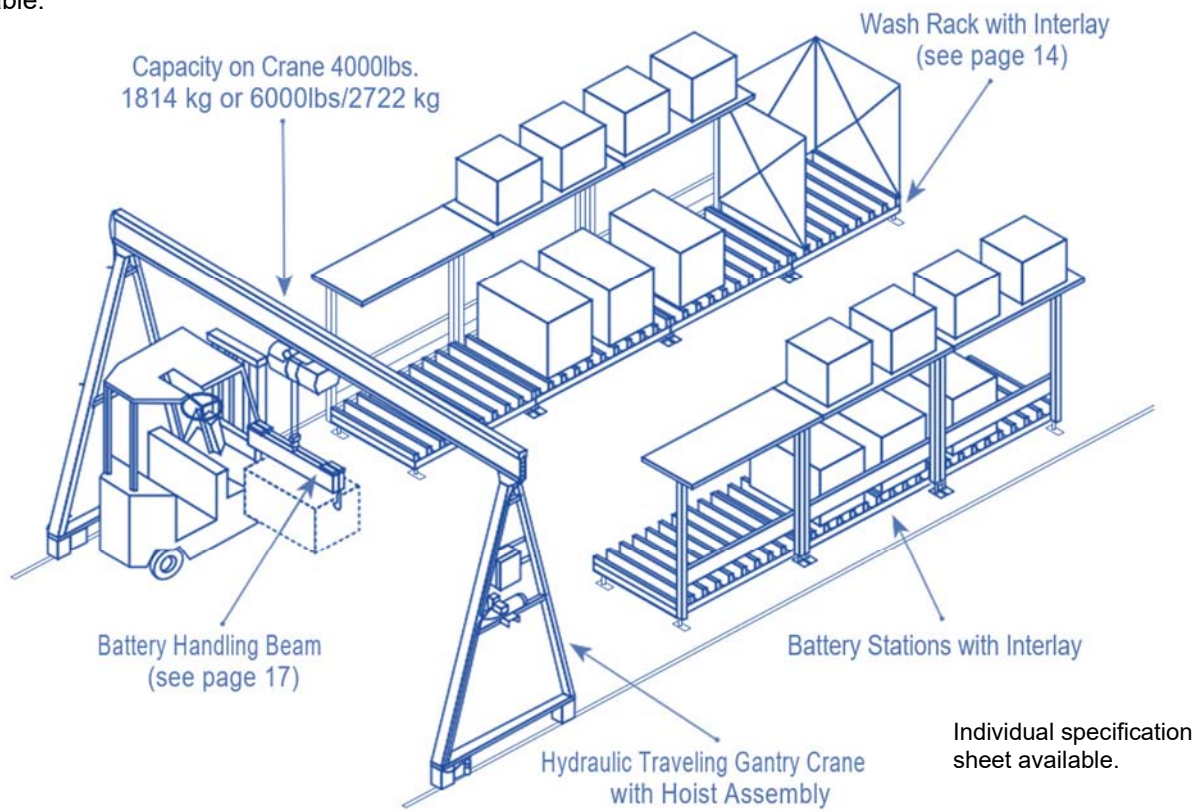
Hydraulic Traveling Gantry Crane Systems

The MTC model HTG PowerCrane is the Ideal System when battery changing must be done from overhead. The HTG offers six-way motion at a fraction of the cost of a bridge crane and is easy to assemble and install. As with most MTC battery changing systems, the HTG can be easily expanded as your lift truck fleet grows.

The hydraulic power unit provides positive soft starts and stops for safety and control while batteries are being changed. Non-powered, track-guided, and portable gantry cranes with hoists are also available.

FEATURES

- Hydraulic Powered Travel
- All Functions Controlled by a Single Push Button Pendant
- 10' (3 m) or 12' (4 m) Under-beam Height
- Up to 20' between Uprights
- Dual-Sided Drive System
- Low Profile Flat Guide Track



HOIST OPTIONS

MODEL	DESCRIPTION	WEIGHT CAPACITY
NERM-020C-L	2-Ton Electric Chain Hoist with Motorized Trolley and Chain Container	4,000 lbs. / 1815 kg
NERM-030C-L	3-Ton Electric Chain Hoist with Motorized Trolley and Chain Container	6,000 lbs. / 2720 kg

PENDANT OPTIONS

MODEL	DESCRIPTION
NER-LS10WC-9BW	9 Button Pendant with E Stop

Buttons operate: up/down, left/right trolley travel, start, stop, e stop and forward/reverse crane travel.

Battery Wash Racks

FEATURES

- Stainless Steel Construction and Roller Shafts are Acid Resistant to Ensure Durability
- Adjustable Legs to Accommodate Various Load- In Heights and Unevel Floors (10.23" – 14.25")
- Built-In Drain Tray with 1" Pipe Coupling Removes Sediment
- System Designed to Accept Sump Pump Assembly In Drain Tray
- Dimensions: 52 7/32" W × 57" L × 55 1/8" H
- Operates with The MTC Designed MetalEx Water Treatment System (MWTS)

A low profile, economical system to keep industrial lift truck batteries clean. Systems are available in both Envirowood (for overhead applications) and entry stainless steel rollers and slide strips.



Model WRR-SS



Model WR-OH-SS

OPTIONS

- Overhead Loading for HTG Models (-OH)
- Sump Assembly Is Required For Wash Racks Being Used With a Recirculating Water System (WR-SUMP-ASSY)

Battery Wash Cabinet

Prevents build-up of acid on batteries for reduced maintenance and longer life. Battery Wash Cabinet is designed to wash lift truck batteries in a completely enclosed environment and then "blow dry" the batteries as they are removed.

MODELS

- WCA2-SS
- WCA2-SS-PR
- WCA2-SS-SB
- WCA2 -1C-SS
- WCA2 -1C-SS-SB



Multi-directional air and water nozzles, Non-metallic air and water lines.



Model WCA-SS-SB

FEATURES

- Stainless Steel Construction and Roller Shafts are Acid Resistant, Which Ensures Durability
- Non-Metallic Air and Water Lines Provide Trouble Free Operation and Promote Ease of Maintenance
- Chemicals Not Required For Operation
- Multi-Directional Air and Water Nozzles Rinse Batteries In a Completely Enclosed Environment
- Utilizes a Touchscreen to Provide For Simple Operation and Control
- Programable Wash and Air Blow-Off Time
- 120-Volt Primary Voltage With 24-Volt DC Secondary Voltage
- Built-In Drain Tray With 1" Pipe Coupling Removes Sediment
- Air-Operated Two-Panel Door Is Designed To Fit In Areas With Overhead Obstructions As Low As Nine Feet

OPTIONS

- Powered Rollers For Front Loading Only (-PR)
- Rotary Bottom Scrubber Brush and Powered Wheels (-SB)
- Infeed Conveyor Model For PCHE2 Systems (-1C)

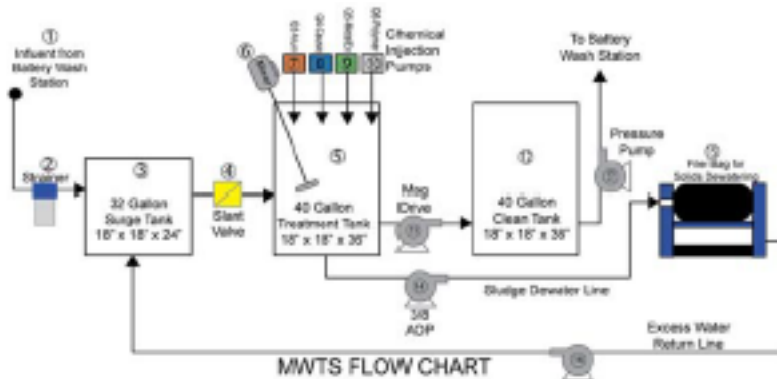
NOTE: MTC's Battery Wash Cabinet was designed to operate with the MTC MWTS to form a complete, closed-loop battery cleaning wash system.

MetalEx Water Treatment System (MWTS)

The MTC MWTS Water Treatment System Controls, Filters, Analyzes, and Recirculates water used for cleaning Industrial lift truck batteries. Helping our customers minimize the quantity of Battery Cleaning Wastewater that must be disposed. This Environmentally Friendly System supplies water instantly to the Wash Cabinet or Wash Rack with an on demand startup. The System resists corrosion and wear and allows for ease of Maintenance with convenient access to operating components. The MWTS Water Treatment System utilizes a solids filter and four chemicals to neutralize acids, removing lead, heavy metals, and other contaminants: making the water suitable for most Public Sanitary Sewer Systems.




Model MWTS



FEATURES

- The MWTS Water Treatment System can be combined with a WCA Wash Cabinet or WRR Wash Rack to form a Closed loop recirculation System. A Closed Loop System Reduces Environmental Impact by Recycling Battery Wash Water
- Reduces the Cost of Paying for Waste Disposal by Removing Lead, Heavy Metals, and Other Contaminants, Allowing Disposal in Most Sanitary Sewer Systems. *
- Saves Time and Money by Utilizing a Single Filter Bag that Requires Changing Only once a Month on Average.

MWTS Treatment Tank



Notes:

Customer is Responsible for the Proper Disposal and Handling of Contaminated Water in Accordance with Local Environmental Law – i.e., Ensuring Water is Sanitary Sewer Ready. Any City/County/State or Federal Permits Required for Site Construction or Operation of the MWTS are the Responsibility of the End User. Utilities and Air Supply to be Provided by the Customer

Opportunity Charging Supports

FEATURES

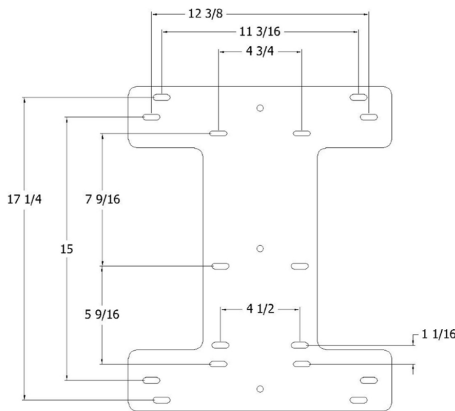
- Made of Powder-Coated, Heavy-Duty Tube and Plate Steel.
- ½" Seismic Foot and 4x4x11 GA Steel Column
- Optional Unistrut kit
- Optional Power Distribution Panel (DP)
- Optional BCR-H5 Hanging Cable Balancer
- Optional MOUNT-H5-KIT Mounting Kit
- Mounting Plates easily Adapted to New Chargers

CSHFM-0001 Series

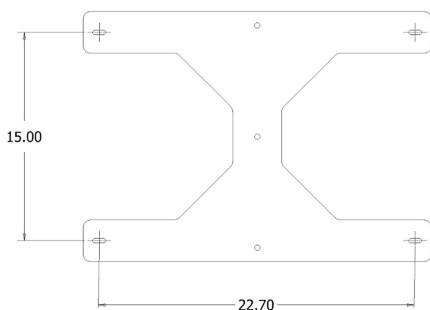
The MTC Model CSHFM Series Battery Charging Columns are designed to provide MTC customers with a simple, safe, and economical battery charging solutions for all sizes of fork truck fleets. The CSHFM-0001 is designed to accommodate the Crown V-HFM3, Ametek Edge, Revolution 5, & Revolution 8 Chargers



Model CSHFM-0001



CSHFM-0001 Mounting Plate Dimensions



CSHFM-0002 Mounting Plate Dimensions



Model CSHFM-0002

CSHFM-0002 Series

The MTC Model CSHFM Series Battery Charging Columns are designed to provide MTC customers with a simple, safe, and economical battery charging solutions for all sizes of fork truck fleets. The CSHFM-0002 is designed to accommodate the Revolution 12 Chargers.

FEATURES

- Made of Powder-Coated, Heavy-Duty Tube and Plate Steel.
- ½" Seismic Foot and 4x4x11 GA Steel Column
- Optional Unistrut kit
- Optional Power Distribution Panel (DP)
- Optional BCR-H5 Hanging Cable Balancer
- Optional MOUNT-H5-KIT Mounting Kit

Opportunity Charging Supports

CSHFMM-SS-92H-30C2-48C1

The MTC Model CSHFMM-SS Series, (Single-Sided) High Frequency Battery Charger Stands are designed to provide MTC customers with a simple, safe, and economical battery charging solutions for all sizes of fork truck fleets. The versatile CSHFMM-SS Series accommodates most high-frequency battery chargers on the market today



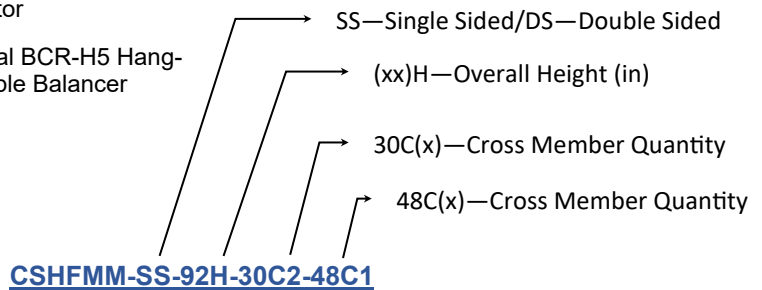
CSW-BCR58H-MT

FEATURES

- Made of Powder-Coated, Heavy-Duty Tube and Formed Steel.
- Fully Adjustable
- Optional BCR-58H Cable Retractor
- Optional BCR-H5 Hanging Cable Balancer



Model CSHFMM-SS w/BCR-H5 Hanging Cable Balancer



Model CSHFMM-DS-92H-30C4-48C2

CSHFMM-DS-92H-30C4-48C2

The MTC Model CSHFMM-DS Series (Double-Sided) High Frequency Battery Charger Stands are designed to provide MTC customers with a simple, safe, and economical battery charging solutions for all sizes of fork truck fleets. The versatile CSHFMM-DS Series accommodates multiple high-frequency battery chargers back-to-back on the same stand.

Charger	CSHFMM-SS	CSHFMM-DS
Crown V-HFM3	2	4
Ametek Edge	1	2
Revolution-5	1	2
Revolution-8	1	2
Revolution-12	1	2
Quantum ACT Q4	1	2
Quantum ACT Q6	1	2

Opportunity Charging Supports

CSHF Series

MTC Model CSHF Series battery charging stations offer our customers a simple and compact solution for charging forklift batteries. With its versatile design, the CSHF Series allows for easy customization, accommodating one or two battery chargers along with the option of integrating one or two of our BCR-58 Cable Retractors. Include the convenience and flexibility of this fully adjustable charging station in your warehouse.

FEATURES

- Made of Powder-Coated, Heavy-Duty Tube and Formed Steel.
- Fully Adjustable
- Optional BCR-58H Cable Retractor

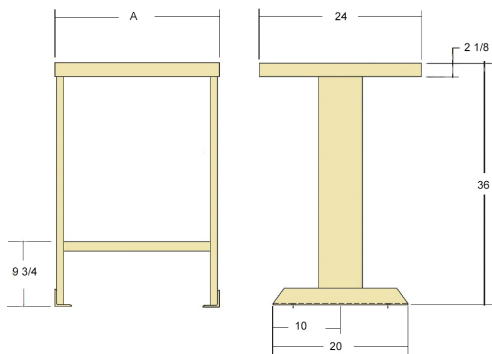
Model	Overall Width
CSHF-72x10-C	Single 72"x10"/183 x 25cm
CSHF-72x10-2C	Double 72"x10"/183 x 25cm
CSHF-72x17-C	Single 72"x17"/183 x 43cm
CSHF-72x17-2C	Double 72"x17"/183 x 43cm
CSHF-72x20-C	Single 72"x20"/183 x 51cm
CSHF-72x20-2C	Double 72"x20"/183 x 51cm



Model CSHF Series

CSF Series

The MTC Model CSF Battery Charger Support is a cost-effective and user-friendly floor-mounted solution designed exclusively for MTC customers. With CSF stands available in various widths ranging from 24" to 72", they can easily accommodate most battery chargers. No more complicated setups. Embrace this simple solution for efficient battery charging.



Model CSF Series



CSF-60 w/BCR-58H Cable Retractors

FEATURES

- Heavy-duty Angle and Formed-Panel Steel Construction w/Powder-Coated Finish
- Fully Welded, Ships Setup
- 800 lbs./263 kg Capacity

Model	Width "A"	Depth	Height
CSF-24	24"	24"	36"
CSF-36	36"	24"	36"
CSF-45	45"	24"	36"
CSF-60	60"	24"	36"
CSF-72	72"	24"	36"

Opportunity Charging Supports

FEATURES

- Made of Powder-Coated, Heavy-Duty Tube and Plate Steel.
- ½" Seismic Foot and 4x4x11 GA Steel Column
- Fully Welded
- Mounting Plate is Pre-Drilled for Most Popular Chargers on the Market Today. Additional Configurations can be Added Upon Request
- Optional BCR-58H cable retractor

CSHFWU Series

MTC Model CSHFWU-1C is a dedicated forklift battery charging support system designed to offer MTC customers a floor-mounted hassle-free and compact solution. It's user-friendly and the CSHFWU-1C is specifically engineered to support a single battery charger, ensuring efficient and reliable charging operations. Its mounting plate features a universal mounting pattern, allowing it to be used with a wide range of chargers available in the market. Bring the convenience and versatility of the MTC Model CSHFWU-1C forklift battery charging support system to your battery room.



Model CSHFWU

FEATURES

- Mounts on Suitable Existing Wall or Surface
- Two Brackets Support Weight Limit Up to 500 lbs.
- Optional CSW-BCR58H-MT Mounting Bracket



CSW-2 w/BCR-58H Cable Retractor

CSW-2 Series

MTC Model CSW-2 Series Battery Charger Supports offer customers an easy-to-use wall-mounted solution for charging forklift batteries. This innovative design of these battery accessories allows for the use of two CSW-2 brackets, which together can support a self-contained battery charger, cable leads, and cable retractor. The combined weight limit for this setup is 500 lbs., ensuring safe and reliable operation.



Model CSW-2



CSW-BCR58H-MT Mounting Bracket



Optional MTC Model CSW-BCR58H-MT Bracket w/Hardware allows the user to attach the optional BCR-58H Cable Retractor to the CSW-2 Charger Support



Accessories

FEATURES

- Made of Galvanized Heavy-Duty Struts
- Unistrut acts as Cable Management
- Unistrut acts as a Structure to Attach Electrical Distribution Panels (DP).
- Unistrut acts as a Structure to Hang Accessories like the MOUNT-H5-KIT.

UMS Series

The MTC Model UMS Unistrut Mounting System is designed to secure multiple CSHFM charger columns in a “Matrix”. The Unistrut acts as cable management allowing the user to connect multiple CSHFM units together, keeping the electrical cables out of the way.



Model UMS

Mount-H5-KIT

The MTC Model MOUNT-H5-KIT Mounting Bracket is designed to provide MTC customers with a simple, safe, and economical means to secure their BCR-H5-KIT Hanging Cable Balancer.

FEATURES

- Made of Powder-Coated, Heavy-Duty Angle and Plate Steel.
- Includes Eye Hook for Hanging Cable Balancer Attachment.

BENEFITS

- Assures Long Life and Ease of Sanitation.
- Accommodates MOUNT-H5-KIT.
- Attaches to UMS Series Unistrut Mounting System.



Model MOUNT-H5-KIT

Accessories



Model HB-STORAGE-PORTABLE

HB-STORAGE-PORTABLE

MTC Model HB-STORAGE-PORTABLE is a secure and user-friendly option for storing your HB-4000/6000 Handling Beam and FA-6000 Fork Attachment. Constructed from heavy-duty angle and tubular steel, HB-STORAGE-PORTABLE is expertly welded and powder-coated to ensure resistance against corrosion.

FEATURES

- Heavy-Duty Tube and Angle Steel Construction w/ Powder-Coated Finish
- Fully welded, Ships Setup
- Heavy-Duty 3" Swivel Casters (2 Locking)
- The HB-STORAGE-PORTABLE Provides Important Ergonomic Benefits to the Operator

FEATURES

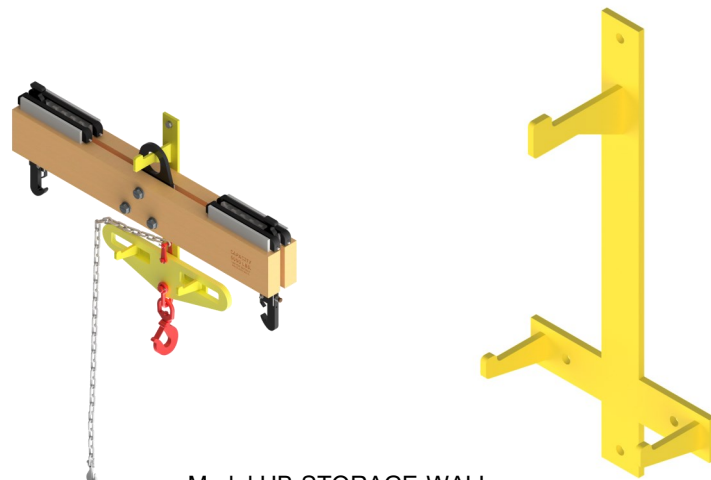
- Heavy-Duty Plate Steel Construction w/Powder-Coated Finish
- Fully Welded, Ships Setup
- Can Support up to 200 lbs. with 4 x 1/2" Concrete Wedge Anchors (Minimum of 2-3/4" long)

BENEFITS

- Assures Long Life and Ease of Sanitation.
- Mounts on Suitable Existing Wall or Surface

HB-STORAGE-WALL

MTC Model HB-STORAGE-WALL is designed to mount on the wall of your battery room and provides a secure and convenient option for storing your HB-4000/6000 Handling Beam and FA-6000 Fork Attachment. Constructed from heavy-duty plate steel, HB-STORAGE-PORTABLE is expertly welded and powder-coated to ensure resistance against corrosion.



Model HB-STORAGE-WALL

Accessories

FEATURES

- Molded plastic with heavy-duty steel spring
- ½" UNC Threaded Mounting Stud
- Snubber Chain restricts spring-back motion

BCR-58H

MTC's Model BCR-58H Battery Cable Retractors are a convenient solution designed to keep your battery charger cables organized. Enjoy effortless cable management with the BCR-58H, specially designed to mount on a wide range of charging stands and battery racks within the MTC battery product line.



Model BCR-58H

BENEFITS

- Ensures long life and ease of maintenance
- Easy to install, and ready for use
- Conveniently locates battery charger cables



BCR-H5-KIT

The BCR-H5-KIT Hanging Cable Balancer is a heavy-duty spring-loaded reel which attaches to the battery cable allowing the battery cable to be extended for charging and retracted after charging is complete, keeping charger leads out of the way.



Model BCR-H5-KIT

FEATURES

- Made with Heavy-Duty Components
- Safety Cable Included

OPTIONS

BCR-H5 is Available in the 5-9 kg Option or the 9-15 kg Option.

- BCR-H5-KIT is the 5-9 kg Option
- BCR-H5-KIT-HD is the 9-15 kg Option



Accessories

Shower Eyewash

Features

- Large stainless steel pull rod actuator
- Self-adjusting regulator to assure a constant, even flow
- Galvanized piping
- ABS dual stream head with pop-off covers
- ABS plastic shower head for maximum visibility
- Stay-open 1 1/4" (3cm) ball valve



Model SEW-303

Safety Kit

Includes

- Chemicals resistant face shield with polycarbonate window
- The adjustable ratchet headgear ensures a secure, comfortable fit
- Acid apron is polyester double-coated with PVC
- Gloves are nitrile acid resistant, with comfort curved finger and hand design



Model SK-1



Battery Spill Response Kit

Features

- Compact & easy to move to spill site
- Easy-to-read instructions
- Replacement components
- All-in-one convenience
- Inspection date label



Models: small = Berk-S, large = Berk-L

Eyewash

Features

- Large stainless steel push plate
- Self-adjusting regulator to assure a constant, even flow
- ABS dual stream head with pop-off cover



Model EW-304



Model EW-700

Battery Cleaning Kit

Includes

- Chemicals
- Gloves
- Brushes
- Goggles



Model BCK-10

Battery Watering Gun

Features

- Accurate automatic filling
- Automatic shutoff & pressure regulator
- 7/8" nozzle diameter
- High flow rate – 2 gallons per minute
- Attaches to any standard hose
- Insulated against short circuits

Options

- Narrow 5/8" nozzle diameter
- Steeper nozzle bend



Model CF-X

Accessories

Water Delivery Kits

MODEL	DESCRIPTION
INJ-HCT	20 gallon water cart, AC powered pump, 110V. For use with Philadelphia Scientific water injector strings or watering gun.
INJ-DF	Direct fill hose assembly
INJ-P12-SPEC*	Fully assembled water injector system. 12 cell battery type, includes connector. Ready to install.
INJ-P18-SPEC*	Fully assembled water injector system. 18 cell battery type, includes connector. Ready to install.
INJ-P24-SPEC*	Fully assembled water injector system. 24 cell battery type, includes connector. Ready to install.
INJ-ACC-BWM	Battery watering monitor
INJ-T10M	Bladder tank mini, 10 gallon, mobile
INJ-Mini	Hydro cart mini, 8 gallon, mobile, AC powered
PS-300	Water de-ionizer system
PS-600	Water de-ionizer filter, 600 gallon (replacement filter)

* Must specify battery make, model, cable length, and position



Model PS-300



Model INJ-HCT

Battery Handling Beam

MODEL	CAPACITY	OL	BATTERIES	BH*
HB-4000-PL	4000 lbs. / 1814 kg	43" / 109 cm	21" / 53 cm to 42" / 107 cm	24" / 61 cm to 38" / 96 cm
HB-6000-PL	6000 lbs. / 2722 kg	47" / 119 cm	25" / 64 cm to 46" / 117 cm	28" / 71 cm to 42" / 106 cm

NOTE: Adjustable in 3" increments.

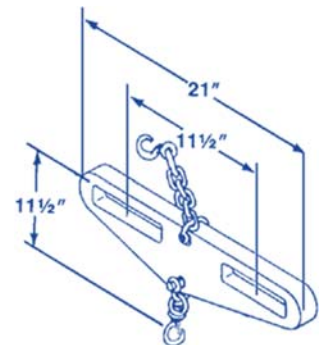


Fork Attachment

Used with Battery Handling Beam for Battery Removal

FEATURES

- 48" (122 cm) safety chain and hook
- Swivel hook with safety latch
- Fork openings – 1 5/8" (5 cm) × 6 1/2" (17 cm)
- 6000 lb. (2722 kg) capacity



11.5" (29cm). 21" (53cm). All dimensions shown are nominal and subject to change.

The battery handling beam offers a heavy-duty, non-conductive method of lifting batteries. The non-slip hook design fits snugly into most battery lifting holes. All MTC handling beams are now equipped with MTC's Posi-Latch Safety Mechanism.

Note: BH dimensions with hooks in vertical position. Each hook may be angled 1 1/2" (4 cm) open or closed. All dimensions shown are nominal and subject to change.

Accessories

Truck Conversion Accessories

Many Lift Trucks can be Converted from Overhead Extraction to Side Extraction by Making Minor Modifications to the Side of the Lift Truck Battery Compartment. MTC Provides an Economic Solution, Offering Various Types of Slide Strips and Roller Trays.

Slide Strip with Guide Roller

MODEL B-UPS-R*

UHMW Slide Strip with Lead in Guide Roller. Height of B-UPS from Base to Top of Roller is 1 1/16". Unit Width is 2 1/8".

(Requires Two to Three per Truck)

Specify (*) Total Length with Roller

Required at Time of Order

Slide Strip Less Guide Roller

MODEL B-UPS- *

UHMW Slide Strip. Height of B-UP from Base to Top of Slide Strip is 1". Unit Width is 1 1/8".

(Requires Two to Three per Truck)

Specify (*) Total Length with Roller
Required at Time of Order

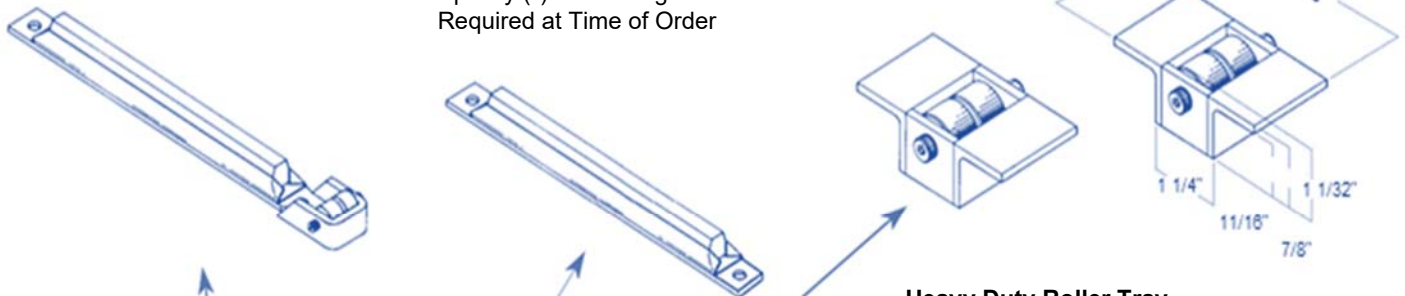
Battery Rollers

MODEL BR-HD

Heavy Duty Battery Rollers Requires Customer Supplied 1 1/2" x 2 1/4" Cut Out in Truck Battery Compartment Base to Insert Rollers

BR-HD Total Height is 1 1/32", Width is 3", & Depth is 2 1/16"

(Requires Nine per Truck)



Heavy Duty Roller Tray

MODEL HRT-L-X

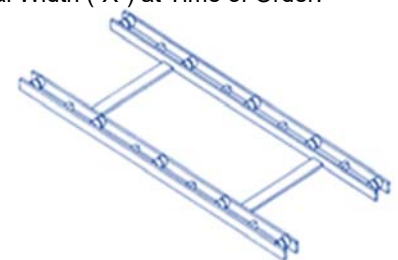
Heavy Duty Battery Roller Tray Build to Customer Specifications. Height of HRT from Base to Top of Roller is 1".

(Two or Three Rail Models Available)

"L" = Rail Length

"X" = Number of Rails (Qty of 2 or 3)

Specify Required Total Length ("L") and Total Width ("X") at Time of Order.



GoMTC.com/Battery