

CSHFM Charger Column

SPECIFICATION SHEET



CSHFM High Frequency Charger Column



CSHFM-0001 accommodates the Crown V-HFM3, Ametek Edge, Revolution 5, & Revolution 8 Chargers.

CSHFM-0002 accommodates the Revolution 12 Charger.

CSHFM Charger Column

SPECIFICATION SHEET



Opportunity Charger Column

The **MTC Model CSHFM** Charger Column is designed to provide a safe and economical battery charging solution for all sizes of lift truck fleets. The CSHFM mounts to the floor and provides convenient access for opportunity charging. The CSHFM-0001 is designed to accommodate the Crown V-HFM3, Ametek Edge, Revolution 5, & Revolution 8 Chargers. The CSHFM-0002 is designed to accommodate the Revolution 12 Charger.



CSHFM-0001 Installed in Series w/Hanging Cable Balancer, BCR-H5-KIT

Features

- Made of powder-coated, heavy-duty tube and plate steel.
- 1/2" seismic foot.
- 4X4X11 GA Steel Column
- Optional Unistrut Kit
- Optional Power Distribution Panel (DP)
- Optional BCR-H5 Hanging Cable Balancer.

Benefits

- Assures long life and ease of sanitation.
- Accommodates multiple Chargers.
- Connects units in a series
- Install multiple chargers while using only one electrical drop.
- Keeps charger leads out of the way.

Options



Power Distribution Panel (DP)

Power Distribution Panels are UL Listed and handle 4, 6, or 8 chargers. Multiple chargers can be installed using only one electrical drop. See the Power Distribution Panel (DP) Specification Sheet for more information.

Contact the MTC Sales Team at (254) 298-2900, or visit our website www.gomtc.com



BCR-H5-KIT Hanging Cable Balancer

Hanging Cable Balancer is a heavy-duty spring-loaded reel which attaches to the battery cable allowing the battery cable to be extended for charging and retracted after charging is complete, keeping charger leads out of the way.

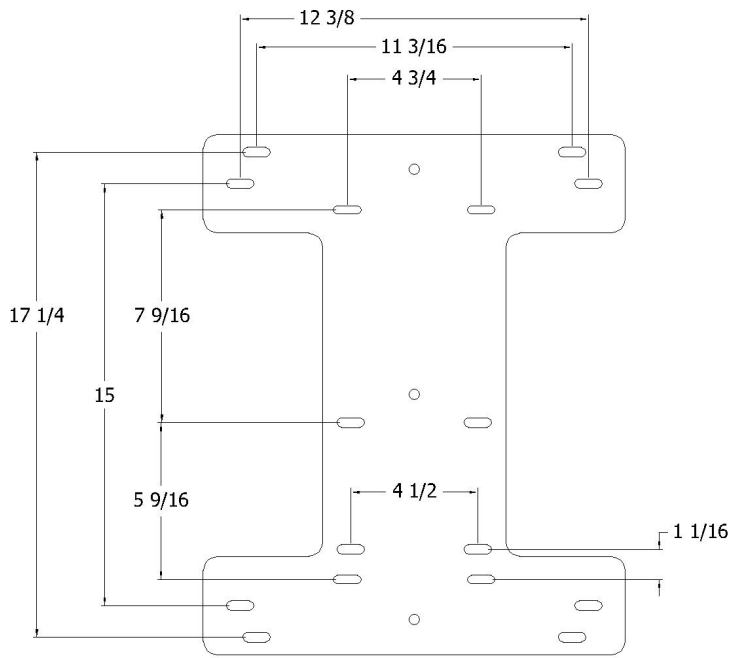
The BCR-H5 is available in the 5-9 kg option or the 9-15 kg option. The 9-15 kg option is the BCR-H5-KIT-HD.

CSHFM Charger Column

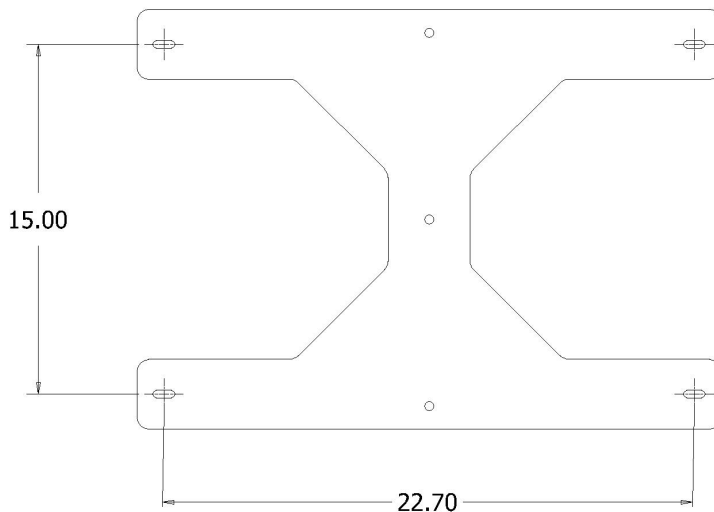
SPECIFICATION SHEET



CSHFM Charger Column & Mounting Plate Dimensions

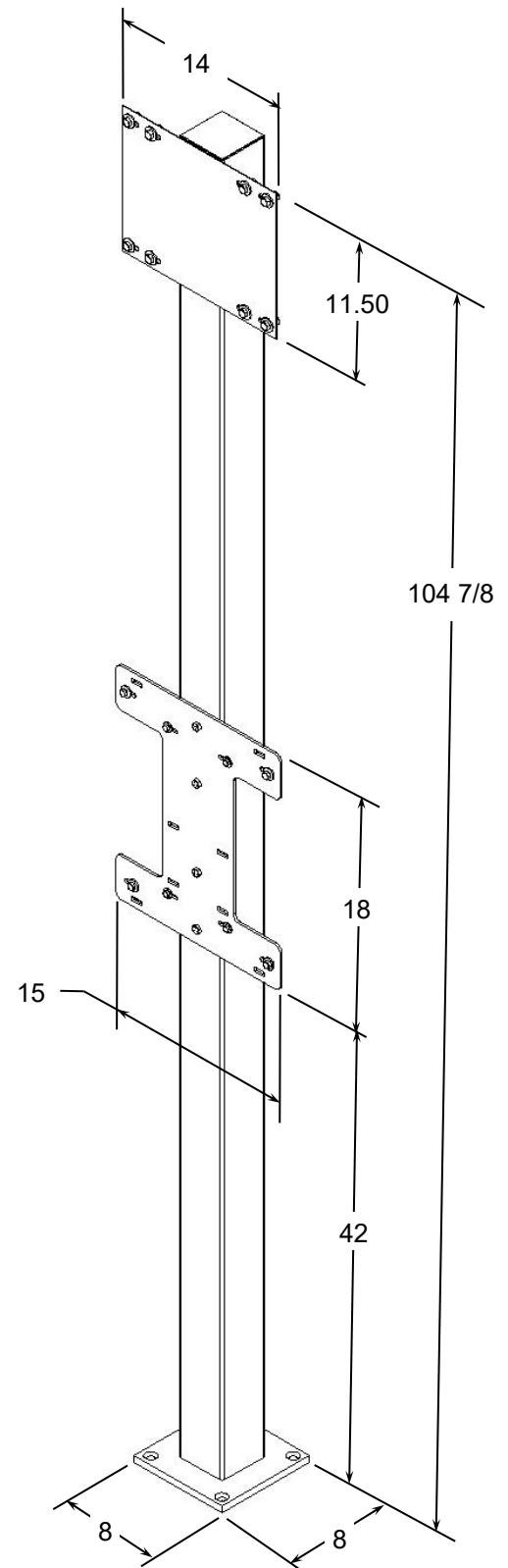


CSHFM-0001: Accommodates the Crown V-HFM3, Ametek Edge, Revolution 5, & Revolution 8 Chargers



CSHFM-0002: Accommodates the Revolution 12 Charger

Custom Size Mounting Plates Available



Column Shown w/CSHFM-0001 Plate

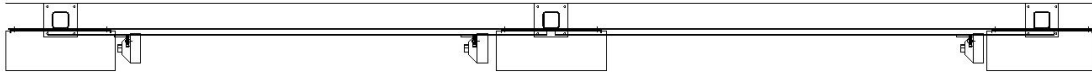
CSHFM Charger Column

SPECIFICATION SHEET

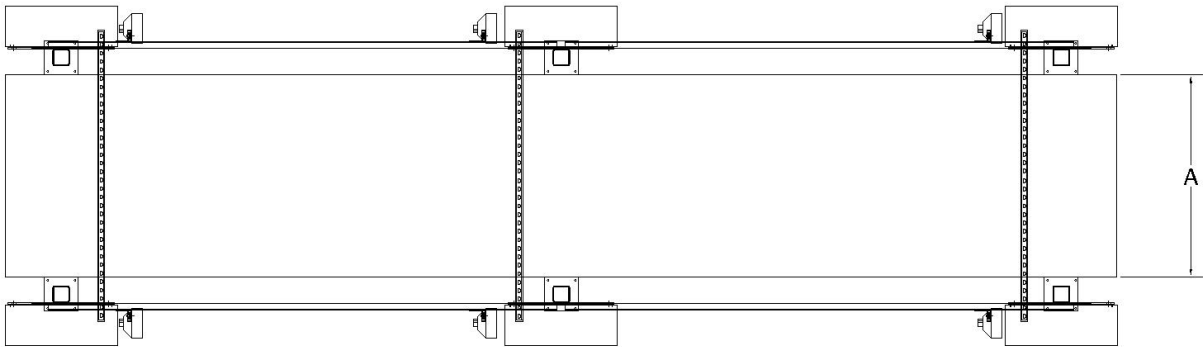


CSHFM Series Installation Dimensions

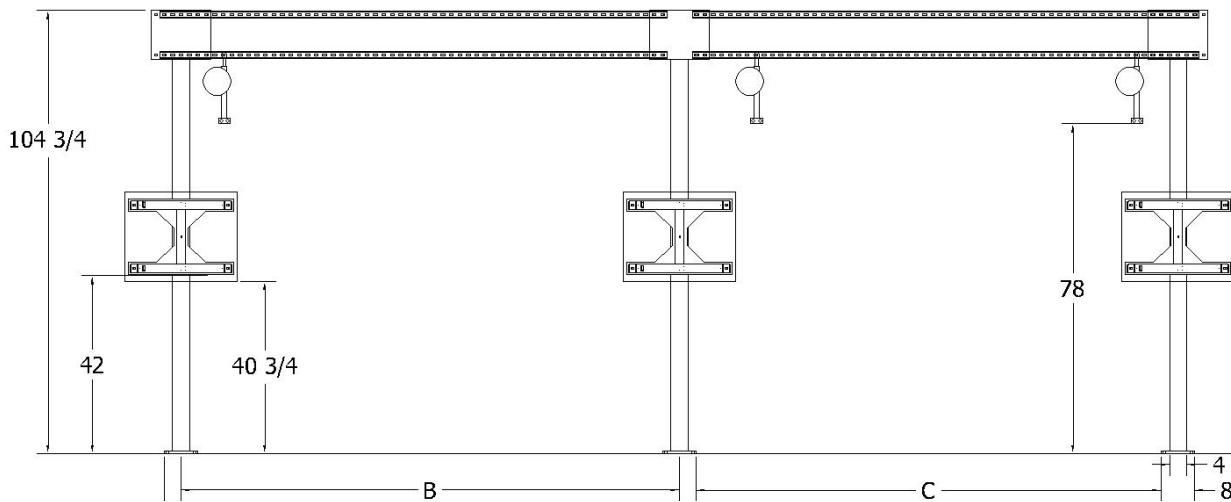
CSHFM Column Chargers can be configured as a row or a matrix .



CSHFM Top View (Row) 3X



CSHFM Top View (Matrix) 6X



CSHFM Elevation (3X/6X Units)

CSHFM-0001		CSHFM-0002	
A	Up to 116" (Width of Walkway)	Up to 116" (Width of Walkway)	
B	Up to 118" (CL to CL)	Up to 118" (CL to CL)	
C	Up to 110" (Inside Foot to Inside Foot)	Up to 110" (Inside Foot to Inside Foot)	


CSHFM Charger Column

SPECIFICATION SHEET

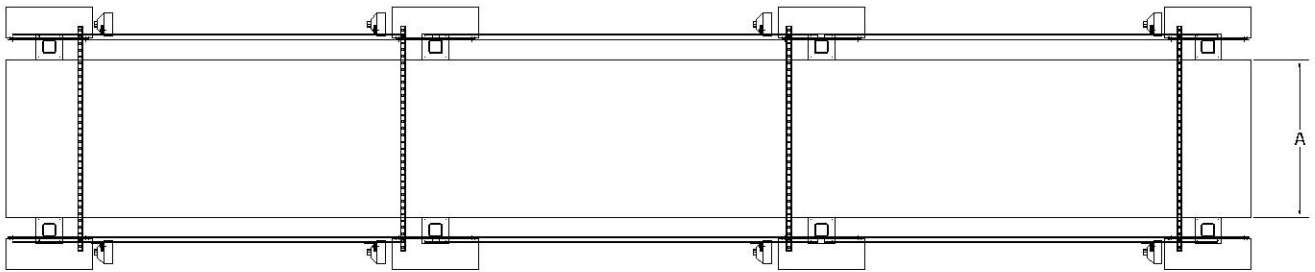


CSHFM Series Installation Dimensions

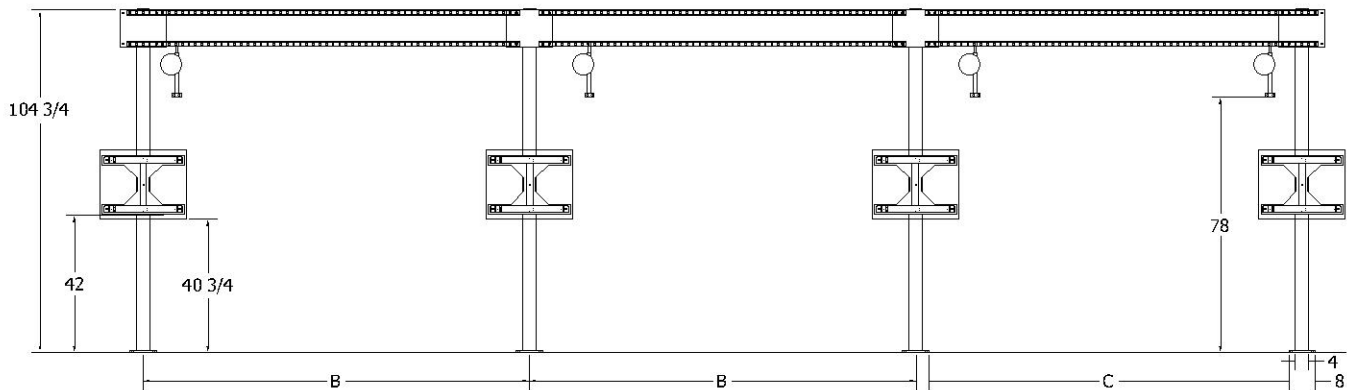
CSHFM Column Chargers can be configured as a row or a matrix .



CSHFM Top View (Row) 4X



CSHFM Top View (Matrix) 8X



CSHFM Elevation (4X/8X Units)

CSHFM-0001		CSHFM-0002
A	Up to 116" (Width of Walkway)	Up to 116" (Width of Walkway)
B	Up to 118" (CL to CL)	Up to 118" (CL to CL)
C	Up to 110" (Inside Foot to Inside Foot)	Up to 110" (Inside Foot to Inside Foot)

**Contact the MTC Sales Team
at (254) 298-2900, or visit our website
www.gomtc.com**